


# World Report 2000

## Adventist Education Around The World



General Conference of Seventh-day Adventists  
Department of Education  
December 31, 2000







# Table of Contents

World Reports . . . . .	8
Department of Education . . . . .	9
The Journal of Adventist Education . . . . .	10
Listing of Acronyms and Abbreviations . . . . .	11
Listing of Basic School Type Definitions . . . . .	12
World Summary . . . . .	13
World Summary of Schools by Highest Level Taught . . . . .	14
World Summary of Schools, Teachers, and Students . . . . .	15
World Summary of School Statistics . . . . .	16
Division Reports . . . . .	18
African-Indian Ocean Division . . . . .	19
Listing of Acronyms and Abbreviations . . . . .	20
Division Summary of Schools, Instructional Units, Teachers, and Students . . . . .	21
Summary of Tertiary School Statistics by Institution . . . . .	23
Summary of Division Worker-Training School Statistics by Union . . . . .	25
Summary of Division Secondary School Statistics by Union . . . . .	27
Division Secondary School Statistics . . . . .	29
Summary of Division Elementary School Statistics by Union . . . . .	31
Eastern Africa Division . . . . .	32
Listing of Acronyms and Abbreviations . . . . .	33
Division Summary of Schools, Instructional Units, Teachers, and Students . . . . .	34
Summary of Tertiary School Statistics by Institution . . . . .	36
Summary of Division Worker-Training School Statistics by Union . . . . .	38
Summary of Division Secondary School Statistics by Union . . . . .	40
Division Secondary School Statistics . . . . .	42
Summary of Division Elementary School Statistics by Union . . . . .	45
Euro-Africa Division . . . . .	46
Listing of Acronyms and Abbreviations . . . . .	47

Division Summary of Schools, Instructional Units, Teachers, and Students . . . . .	48
Summary of Tertiary School Statistics by Institution . . . . .	50
Summary of Division Worker-Training School Statistics by Union . . . . .	52
Summary of Division Secondary School Statistics by Union . . . . .	54
Division Secondary School Statistics . . . . .	56
Summary of Division Elementary School Statistics by Union . . . . .	57
Euro-Asia Division . . . . .	58
Listing of Acronyms and Abbreviations . . . . .	59
Division Summary of Schools, Instructional Units, Teachers, and Students . . . . .	60
Summary of Tertiary School Statistics by Institution . . . . .	62
Summary of Division Worker-Training School Statistics by Union . . . . .	64
Summary of Division Secondary School Statistics by Union . . . . .	66
Division Secondary School Statistics . . . . .	68
Summary of Division Elementary School Statistics by Union . . . . .	69
Inter-American Division . . . . .	70
Listing of Acronyms and Abbreviations . . . . .	71
Division Summary of Schools, Instructional Units, Teachers, and Students . . . . .	72
Summary of Tertiary School Statistics by Institution . . . . .	74
Summary of Division Worker-Training School Statistics by Union . . . . .	76
Summary of Division Secondary School Statistics by Union . . . . .	78
Division Secondary School Statistics . . . . .	80
Summary of Division Elementary School Statistics by Union . . . . .	88
North American Division . . . . .	89
Listing of Acronyms and Abbreviations . . . . .	90
Division Summary of Schools, Instructional Units, Teachers, and Students . . . . .	91
Summary of Tertiary School Statistics by Institution . . . . .	93
Summary of Division Worker-Training School Statistics by Union . . . . .	95
Summary of Division Secondary School Statistics by Union . . . . .	97
Division Secondary School Statistics . . . . .	99
Summary of Division Elementary School Statistics by Union . . . . .	105
Northern Asia-Pacific Division . . . . .	106
Listing of Acronyms and Abbreviations . . . . .	107
Division Summary of Schools, Instructional Units, Teachers, and Students . . . . .	108
Summary of Tertiary School Statistics by Institution . . . . .	110



Summary of Division Worker-Training School Statistics by Union . . . . .	112
Summary of Division Secondary School Statistics by Union . . . . .	114
Division Secondary School Statistics . . . . .	116
Summary of Division Elementary School Statistics by Union . . . . .	117
South American Division . . . . .	118
Listing of Acronyms and Abbreviations . . . . .	119
Division Summary of Schools, Instructional Units, Teachers, and Students . . . . .	120
Summary of Tertiary School Statistics by Institution . . . . .	122
Summary of Division Worker-Training School Statistics by Union . . . . .	124
Summary of Division Secondary School Statistics by Union . . . . .	126
Division Secondary School Statistics . . . . .	128
Summary of Division Elementary School Statistics by Union . . . . .	132
South Pacific Division . . . . .	133
Listing of Acronyms and Abbreviations . . . . .	134
Division Summary of Schools, Instructional Units, Teachers, and Students . . . . .	135
Summary of Tertiary School Statistics by Institution . . . . .	137
Summary of Division Worker-Training School Statistics by Union . . . . .	139
Summary of Division Secondary School Statistics by Union . . . . .	141
Division Secondary School Statistics . . . . .	143
Summary of Division Elementary School Statistics by Union . . . . .	146
Southern Asia Division . . . . .	147
Listing of Acronyms and Abbreviations . . . . .	148
Division Summary of Schools, Instructional Units, Teachers, and Students . . . . .	149
Summary of Tertiary School Statistics by Institution . . . . .	151
Summary of Division Worker-Training School Statistics by Union . . . . .	153
Summary of Division Secondary School Statistics by Union . . . . .	155
Division Secondary School Statistics . . . . .	157
Summary of Division Elementary School Statistics by Union . . . . .	160
Southern Asia-Pacific Division . . . . .	161
Listing of Acronyms and Abbreviations . . . . .	162
Division Summary of Schools, Instructional Units, Teachers, and Students . . . . .	163
Summary of Tertiary School Statistics by Institution . . . . .	165
Summary of Division Worker-Training School Statistics by Union . . . . .	167
Summary of Division Secondary School Statistics by Union . . . . .	169

Division Secondary School Statistics . . . . .	171
Summary of Division Elementary School Statistics by Union . . . . .	175
Trans-European Division . . . . .	176
Listing of Acronyms and Abbreviations . . . . .	177
Division Summary of Schools, Instructional Units, Teachers, and Students . . . . .	178
Summary of Tertiary School Statistics by Institution . . . . .	180
Summary of Division Worker-Training School Statistics by Union/Attached Field . . . . .	182
Summary of Division Secondary School Statistics by Union/Attached Field . . . . .	184
Division Secondary School Statistics . . . . .	186
Summary of Division Elementary School Statistics by Union/Attached Field . . . . .	188
Southern Africa Union Conference . . . . .	189
List of Acronyms and Abbreviations . . . . .	190
Union Summary of Schools, Instructional Units, Teachers, and Students . . . . .	191
Summary of Tertiary School Statistics by Institution . . . . .	193
Summary of Division Worker-Training School Statistics by Union . . . . .	195
Summary of Division Secondary School Statistics by Union . . . . .	197
Division Secondary School Statistics . . . . .	199
Summary of Division Elementary School Statistics by Union . . . . .	200
Trends in SDA Education . . . . .	201
GC Trends in the Number of Primary and Secondary Schools . . . . .	202
GC Trends in the Number of Worker-Training and Tertiary Schools . . . . .	203
GC Trends in the Number of Primary and Secondary Teachers . . . . .	204
GC Trends in the Number of Worker-Training and Tertiary Teachers . . . . .	205
GC Trends in the Number of Primary and Secondary Students . . . . .	206
GC Trends in the Number of Worker-Training and Tertiary Students . . . . .	207
GC Trends in the Number of Seventh-day Adventist Student Attending Primary, Secondary, Worker-Training and Tertiary Schools . . . . .	208
GC Trends in the Number of Students, Seventh-day Adventist and non-Seventh-day Adventist, Attending Primary, Secondary, Worker-Training and Tertiary Schools . . . . .	209
AID Trends in the Number of Seventh-day Adventist Students . . . . .	210
AID Trends in the Number of Students, Seventh-day Adventist and non-Seventh-day Adventist . . . . .	211
EAD Trends in the Number of Seventh-day Adventist Students . . . . .	212
EAD Trends in the Number of Students, Seventh-day Adventist and non-Seventh-day Adventist . . . . .	213



EUD Trends in the Number of Seventh-day Adventist Students . . . . .	214
EUD Trends in the Number of Students, Seventh-day Adventist and non-Seventh-day Adventist . . . . .	215
ESD Trends in the Number of Seventh-day Adventist Students . . . . .	216
ESD Trends in the Number of Students, Seventh-day Adventist and non-Seventh-day Adventist . . . . .	217
IAD Trends in the Number of Seventh-day Adventist Students . . . . .	218
IAD Trends in the Number of Students, Seventh-day Adventist and non-Seventh-day Adventist . . . . .	219
NAD Trends in the Number of Seventh-day Adventist Students . . . . .	220
NAD Trends in the Number of Students, Seventh-day Adventist and non-Seventh-day Adventist . . . . .	221
NSD Trends in the Number of Seventh-day Adventist Students . . . . .	222
NSD Trends in the Number of Students, Seventh-day Adventist and non-Seventh-day Adventist . . . . .	223
SAD Trends in the Number of Seventh-day Adventist Students . . . . .	224
SAD Trends in the Number of Students, Seventh-day Adventist and non-Seventh-day Adventist . . . . .	225
SPD Trends in the Number of Seventh-day Adventist Students . . . . .	226
SPD Trends in the Number of Students, Seventh-day Adventist and non-Seventh-day Adventist . . . . .	227
SUD Trends in the Number of Seventh-day Adventist Students . . . . .	228
SUD Trends in the Number of Students, Seventh-day Adventist and non-Seventh-day Adventist . . . . .	229
SSD Trends in the Number of Seventh-day Adventist Students . . . . .	230
SSD Trends in the Number of Students, Seventh-day Adventist and non-Seventh-day Adventist . . . . .	231
TED Trends in the Number of Seventh-day Adventist Students . . . . .	232
TED Trends in the Number of Students, Seventh-day Adventist and non-Seventh-day Adventist . . . . .	233
SAU Trends in the Number of Seventh-day Adventist Students . . . . .	234
SAU Trends in the Number of Students, Seventh-day Adventist and non-Seventh-day Adventist . . . . .	235
 General Information . . . . .	 236
Categories of Seventh-day Adventist Schools . . . . .	237
Preparation Instructions . . . . .	238
Definitions for School Identifiers . . . . .	239
Elementary School Level . . . . .	239
Secondary School Level . . . . .	240
Worker-Training Level . . . . .	242
Tertiary Level . . . . .	243
Directory of Accredited Institutions . . . . .	245
Africa-Indian Ocean Division . . . . .	245
Eastern Africa Division . . . . .	245

Euro-Africa Division . . . . .	246
Euro-Asia Division . . . . .	246
Inter-American Division . . . . .	247
North American Division . . . . .	249
Northern Asia-Pacific Division . . . . .	251
South American Division . . . . .	251
South Pacific Division . . . . .	255
Southern Asia Division . . . . .	256
Southern Asia-Pacific Division . . . . .	258
Trans-European Division . . . . .	259
South African Union Conference . . . . .	260
Directory of Authorized Institutions . . . . .	261
Africa-Indian Ocean Division . . . . .	261
Eastern Africa Division . . . . .	263
Euro-Africa Division . . . . .	264
Euro-Asia Division . . . . .	264
Inter-American Division . . . . .	264
North American Division . . . . .	265
Northern Asia-Pacific Division . . . . .	265
South American Division . . . . .	266
South Pacific Division . . . . .	268
Southern Asia Division . . . . .	268
Southern Asia-Pacific Division . . . . .	268
Trans-European Division . . . . .	269
Southern African Union Conference . . . . .	270
Academic Year by Country . . . . .	271







## Section I

# World Reports

December 31, 2000

# General Conference

## Department Of Education



Humberto M. Rasi  
Director



Enrique Becerra  
Associate Director



John Fowler  
Associate Director



C. Garland Dulan  
Associate Director



Esther Rodriguez  
Secretary



Chandra Cooke  
Secretary



Linda Torske  
Secretary

# The Journal of Adventist Education




**Beverly Rumble**  
Editor



**Randy Hall**  
Copy Editor/Proofreader



**Howard Bullard**  
Art Director



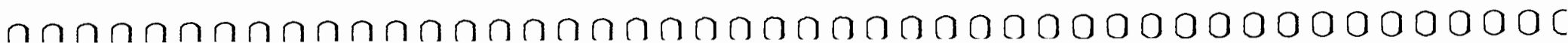
**Joe Trombetta**  
Subscription Management



# Listing of Acronyms and Abbreviations

GC ..... General Conference  
AID ..... Africa-Indian Ocean Division  
EAD ..... Eastern Africa Division  
EUD ..... Euro-Africa Division  
ESD ..... Euro-Asia Division  
IAD ..... Inter-American Division  
NAD ..... North American Division  
NSD ..... Northern Asia-Pacific Division  
SAD ..... South American Division  
SPD ..... South Pacific Division

SUD ..... Southern Asia Division  
SSD ..... Southern Asia-Pacific Division  
TED ..... Trans-European Division  
SAUC ..... Southern Africa Union Conference  
SDA ..... Seventh-day Adventist  
Prim. .... Primary  
Sec. .... Secondary  
W. Tr. .... Worker-Training  
Tert. .... Tertiary



# Listing of Basic School Type Definitions

## Kindergarten/Pre-school

The kindergarten/pre-school program involves either a one-year or two-year pre- formal education program. This normally precedes the first year of formal primary education.

## Primary Education

The primary educational program involves the initial stage of formal education. For the purposes of the World Report, primary education is defined as the first eight (8) years of formal education.

## Secondary Education

The secondary educational program primarily focuses of the formal preparation of students for university entrance. For the purposes of the *World Report* secondary education is defined as years 9 through 12 or 13 of formal education. A graduate from these level should be eligible for entrance to a national university.

## Worker-training Education

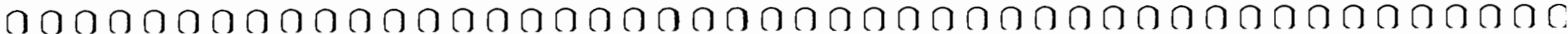
The worker-training educational programs are comprised of a variety of non-traditional programs. These programs generally provide students with training at a certificate or a diploma level, equipping them with job entry skills. Although entrance to a worker-training institution is based on defined requirements, entrance to these programs is traditionally not equivalent to that of a college or university. Credits earned in worker-training education are not usually transferable to academic programs offered by colleges/universities. It is expected that all programs will be a minimum of one academic year in length.

## Tertiary Education

The tertiary education program is divided into two distinct levels: under-graduate and the graduate levels. The under-graduate programs are normally considered as college and/or university work up to the completion of the Baccalaureate Degree level. This could include certificate, diploma, associate, and/or bachelor degree programs. The graduate programs are normally considered as programs which require a student to hold an earned bachelor degree as a minimum entrance requirement. A student will normally graduate with a masters or doctorate degree upon completion of this course of studies. These programs are normally not referred to in terms of a number of years in length. Institutions are often referred to as offering a certain number of under-graduate and/or graduate programs each having majors/specialties.

# World Summary

Total Schools	<u>6,064</u>
Primary Schools	<u>4,809</u>
Secondary Schools	<u>1,126</u>
Worker-Training Schools	<u>35</u>
Tertiary Schools	<u>94</u>
Total Instructional Level Units	<u>          </u>
Primary Unit	<u>          </u>
Secondary Units	<u>          </u>
Worker-Training Units	<u>          </u>
Tertiary Units	<u>          </u>
Total Teachers	<u>55,906</u>
Total Non-teaching Personnel	<u>18,543</u>
Total Students	<u>1,065,092</u>
Primary Students	<u>732,698</u>
Secondary Students	<u>257,937</u>
Worker-Training Students	<u>8,868</u>
Tertiary Students	<u>65,589</u>





**TABLE 1A**  
**World Summary of Educational Institutions by Highest Level Taught**

December 31, 2000

Divisions/ Attached Field	Number of Educational Institutions					Divisions/ Attached Field	Number of Educational Institutions				
	Primary	Sec.	W. Tr.	Tertiary	Total		Primary	Sec.	W. Tr.	Tertiary	Total
Africa-Indian Ocean	-	-	-	-	-	South American	-	-	-	-	-
Eastern Africa	-	-	-	-	-	South Pacific	-	-	-	-	-
Euro-Africa	-	-	-	-	-	Southern Asia	-	-	-	-	-
Euro-Asia	-	-	-	-	-	Southern Asia-Pacific	-	-	-	-	-
Inter-American	-	-	-	-	-	Trans-European	-	-	-	-	-
North American	-	-	-	-	-	Southern Africa Union					
Northern Asia-Pacific	-	-	-	-	-	<b>Total</b>					

**NOTE:** The information in this table lists the number of schools according to the highest instructional level unit on the school campus. If a school operates both a primary unit and some years in the secondary unit (incomplete or complete), the school will be listed as a secondary school. The various instructional level units are listed in TABLE 1B. There will be a significant number of more instructional level units than there are total schools. Schools must be counted only once for TABLE 1A regardless of the number of instructional level units it operates. The Department of Education has designated four basic levels of education for purposes of this report: primary (kindergarten through 8 years of formal education), secondary (years 9 through 12 of formal education), worker-training (schools with programs that provide training in one- and two-year courses for direct job-entry), and tertiary (formal postsecondary education). As noted above, not all the world divisions have reported.

**TABLE 1B**  
**World Summary of Schools, Teachers, and Students**  
**December 31, 2000**

Division/ Attached Union	Number of Schools					Number of Teachers					Number of Students				
	Prim.	Sec.	W.Tr.	Tert.	Totals	Prim.	Sec.	W.Tr.	Tert.	Totals	Prim.	Sec.	W.Tr.	Tert.	Totals
AID	836	147	2	6	991	6,053	1,420	6	153	7,632	135,146	26,703	4,718	1,956	168,523
EAD	283	88	9	5	385	2,538	1,606	107	157	4,408	111,928	35,881	1,542	2,746	152,097
EUD	14	23	7	8	52	160	568	81	136	945	1,884	11,546	734	1,320	15,484
ESD	7	0	0	2	9	125	0	0	29	154	801	0	0	349	1,150
IAD	638	251	0	10	899	4,270	3,365	0	824	8,459	94,450	42,466	0	8,860	145,776
NAD	941	113	0	15	1,069	4,001	2,263	0	1,179	7,443	48,384	14,530	0	20,539	83,453
NSD	22	17	0	6	45	180	587	0	250	1,017	3,809	9,916	0	6,891	20,616
SAD	746	212	5	10	973	8,677	3,033	34	773	12,517	150,013	31,926	594	8,476	191,009
SPD	238	42	2	4	286	833	516	20	150	1,519	19,522	7,540	242	1,520	28,824
SUD	182	112	8	4	306	2,864	2,344	158	141	5,507	84,750	56,044	920	1,310	143,024
SSD	805	89	0	13	907	2,880	1,416	0	632	4,928	65,747	17,458	0	10,411	93,616
TED	74	22	2	9	107	598	236	13	154	1,001	11,011	1,879	118	897	13,905
SAUC	23	10	0	2	35	188	118	0	70	376	5,253	2,048	0	314	7,615
<b>WORLD TOTALS</b>	<b>4,809</b>	<b>1,126</b>	<b>35</b>	<b>94</b>	<b>6,064</b>	<b>33,367</b>	<b>17,472</b>	<b>419</b>	<b>4,648</b>	<b>55,906</b>	<b>732,698</b>	<b>257,937</b>	<b>8,868</b>	<b>65,589</b>	<b>1,065,092</b>

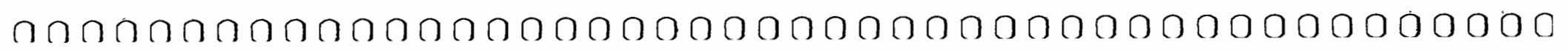
**TABLE 2**  
**World Summary of School Statistics**  
**December 31, 2000**

School Identifier	Type of School			
	Primary	Secondary	Worker Tr	Tertiary
Total number of schools	4,809	1,126	35	94
Schools supported by the church without government assistance	3,845	862	29	94
Schools with government and church support	964	264	6	0
Schools with Bible as an integral part of the curriculum	4,741	1,112	33	94
Boarding schools		266	8	94
Day schools		860	0	0
SDA accredited schools	-	730	0	86
Total number of teachers	33,367	17,472	419	4,648
SDA teachers	27,210	13,869	357	3,812
Non-SDA teachers	6,157	3,603	62	836
Teachers who graduated from SDA tertiary institutions (colleges/universities)	8,025	4,910	199	1,872
Teachers holding state teaching certificates	14,538	9,976	215	-
Teachers holding SDA denominational teaching certificates	5,477	4,048	174	-
Teachers holding a degree	18,699	9,534	279	-
Non-teaching personnel	8,218	7,089	253	2,983



200

School Identifier	Type of School			
	Primary	Secondary	Worker Training	Tertiary
Total number of students (opening enrollment)	732,698	257,937	8,868	65,589
SDA students (baptized or having one or both SDA parents)	335,986	110,436	7,134	49,038
Non-SDA students	396,712	147,501	1,734	16,551
Students baptized during the school year	16,011	10,669	115	1,827
Total graduates for the current year	-	36,528	1,225	8,116
Students enrolled in a specialized program	-	9,063	0	-
Students enrolled in theology/religion major			331	5,731
Students enrolled in teacher training/education major			1,855	8,033
Students enrolled in business/accounting/management major			611	10,474
Students enrolled in health/medical related majors			1,300	6,327
Students enrolled in vocational majors			745	
Students enrolled in applied science majors			0	3,285
Students enrolled in humanity majors			0	2,943
Students enrolled in natural science majors			0	1,936
Students enrolled in social science majors			0	912
Students enrolled in other majors			3,656	25,948



Section II

# Division Reports

December 31, 2000

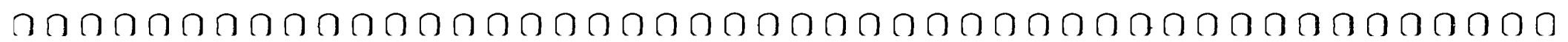
# Africa-Indian Ocean Division



**Chiemela Ikonne**  
**Director of Education**



**Denise Ratsara**  
**Office Secretary**



## Listing of Acronyms and Abbreviations

### Union Conference, Union Mission, Mission, Field

BA	-	Burundi Association
CAUM	-	Central African Union Mission
ECUM/North	-	East Congo Union Mission/North Sector
ECUM/South	-	East Congo Union Mission/South Sector
GUC	-	Ghana Union Conference
IOUM	-	Indian Ocean Union Mission
NUM	-	Nigeria Union Mission
RUM	-	Rwanda Union Mission
SUM	-	Sahel Union Mission
WAUM	-	West African Union Mission
WCUM	-	West Congo Union Mission

### College, University

AUCA	-	Adventist University of Central Africa
AU-C	-	Adventist University - Cosendai
AU-W	-	Adventist University - Wallace
AU-Z	-	Adventist University - Zurcher
BU	-	Babcock University
VVU	-	Valley View University

**TABLE 3 (AID)**  
**Africa-Indian Ocean Division**  
**Division Summary of Schools, Instructional Units, Teachers, and Students**  
**December 31, 2000**

Union/ Attached Field	Number of Schools					Number of Instructional Units				
	Prim.	Sec.	W.Tr.	Tert.	Totals	Prim.	Sec.	W.Tr.	Tert.	Totals
BA	11	2	-	1	13					
CAUM	35	13	-	1	49					
ECUM/North	166	61	-	1	228					
ECUM/South	71	29	-	-	100					
GUC	390	9	1	1	401					
IOUM	26	7	-	1	34					
NUM	35	6	1	1	43					
RUM	39	3	-	1	43					
SUM	12	1	-	-	13					
WAUM	-	-	-	-	-					
WCUM	51	16	-	-	67					
<b>DIVISION TOTALS</b>	<b>836</b>	<b>147</b>	<b>2</b>	<b>6</b>	<b>991</b>					



Union/ Attached Field	Number of Teachers					Number of Students				
	Prim.	Sec.	W.Tr.	Tert.	Totals	Prim.	Sec.	W.Tr.	Tert.	Totals
BA	149	42	-	-	191	4,693	565	-	-	5,258
CAUM	178	191	-	-	369	8,898	3,847	-	-	12,745
ECUM/North	1,034	544	-	25	1,603	34,504	6,550	-	182	41,236
ECUM/South	565	59	-	-	624	15,366	920	-	-	16,286
GUC	2,972	175	0	31	3,178	33,567	3,417	4,611	365	41,960
IOUM	97	104	-	13	214	3,830	2,814	-	88	6,732
NUM	287	104	6	54	451	5,558	2,372	107	976	9,013
RUM	355	71	-	30	456	19,480	1,701	-	345	21,526
SUM	69	49	-	-	118	2,750	1,203	-	-	3,953
WAUM	0	0	-	-	-	-	-	-	-	-
WCUM	347	81	-	-	428	6,500	3,314	-	-	9,814
DIVISION TOTALS	6,053	1,420	6	153	7,632	135,146	26,703	4,718	1,956	168,523

## Division Summary

Total Schools  
Total Instructional Units  
Total Teachers  
Total Students

991  
7,632  
168,523

**TABLE 4 (AID)**  
**Africa-Indian Ocean Division**  
**Summary of Tertiary School Statistics by Institution**

December 31, 2000

School Identifier	A U C A	A U - C	A U - W	A U - Z	B U	V V U	T O T A L
Accredited by Adventist Accrediting Association	1	-	-	-	1	1	
Total number of teachers	30	0	25	13	54	31	153
SDA teachers	20	0	15	13	48	27	123
Non-SDA teachers	10	0	10	0	6	4	30
Teachers who graduated from SDA tertiary institutions (colleges/universities)	7	0	9	12	0	63	91
Non-teaching personnel	3	0	10	5	0	25	43
Total number of students (opening enrollment)	345	0	182	88	976	365	1,956
SDA students (baptized or having one or both SDA parents)	150	0	89	78	380	202	899
Non-SDA students	195	0	93	10	596	163	1,057
Students baptized during the school year	6	0	5	27	61	37	136
Students enrolled in theology/religion	44	0	41	69	0	121	275
Students enrolled in education/teaching	97	0	65	0	48	244	454
Students enrolled in business/accounting/marketing/office administration	204	0	76	19	127	0	426

School Identifier	A U C A	A U - C	A U - W	A U - Z	B U	V V C	T O T A L
Students enrolled in humanities and arts (languages/music/art/etc.)	0	0	0	0	0	0	0
Students enrolled in natural and pure sciences (biology/chemistry/math/etc.)	0	0	0	0	340	0	340
Students enrolled in health (medicine/nursing/physical therapy/public health/etc.)	0	0	0	0	240	0	240
Students enrolled in applied science (vocational/technical)	0	0	0	0	39	0	39
Students enrolled in social science (history/psychology/etc.)	0	0	0	0	0	0	0
Students enrolled in other majors	0	0	0	0	182	0	182
Total number of graduates	66	0	31	23	58	20	198

TABLE 5 (AID)  
Africa-Indian Ocean Division  
Summary of Division Worker-Training School Statistics by Union  
December 31, 2000

School Identifier	B A	C A U M	E C U M/ N	E C U M/ S	I O U M	G U C	N U M	R U M	S U M	W A U M	W C U M	T O T A L
Total number of schools						1	1					2
Schools supported by the church without government assistance						1	1					2
Schools with government and church support						0	0					0
Schools with Bible as an integral part of the curriculum						1	1					2
Total number of teachers						0	6					6
SDA teachers						0	6					6
Non-SDA teachers						0	0					0
Teachers who graduated from SDA tertiary institutions						0	0					0
Teachers holding state teaching certificates						0	0					0
Teachers holding SDA denominational teaching certificates						0	0					0
Teachers holding a degree						0	6					6
Non-teaching personnel						0	0					0
Total number of students (opening enrollment)						4,611	107					4,718
SDA students (baptized or having one or both SDA parents)						4,611	87					4,698
Non-SDA students						0	20					20
Students baptized during the school year						0	0					0

School Identifier	B A	C A U M	E C U M/ N	E C U M/ S	I O U M	G U C	N U M	R U M	S U M	W A U M	W C U M	T O T A L
Students enrolled in ministerial/Bible program						0	0					0
Students enrolled in teacher training program						853	0					853
Students enrolled in business/accounting program						594	0					594
Students enrolled in nurses' training program						0	0					0
Students enrolled in vocational/technical program						415	0					415
Students enrolled in other programs						2,749	107					2,856
Graduates from worker-training programs						-	-					-



**TABLE 6 (AID)**  
**Africa-Indian Ocean Division**  
**Summary of Division Secondary School Statistics by Union**  
**December 31, 2000**

School Identifier	B A	C A U M	E C U M/N	E C U M/S	G U C	I O U M	N U M	R U M	S U M	W A U M	W C U M	T O T A L
Total number of schools	2	13	61	29	9	7	6	3	1	-	16	147
Schools supported by the church without government assistance	1	5	-	24	9	7	6	3	1	-	-	56
Schools with government and church support	1	8	61	5	0	0	0	0	0	-	16	91
Schools with Bible as an integral part of the curriculum	2	13	52	29	9	7	6	3	1	-	16	138
Boarding schools	2	2	1	2	6	0	2	3	1	-	1	20
SDA accredited schools	1	13	5	4	9	1	6	3	1	-	16	59
Total number of teachers	42	191	544	59	175	104	104	71	49	-	81	1,420
SDA teachers	36	109	364	56	69	75	87	56	20	-	50	922
Non-SDA teachers	6	82	180	3	106	29	17	15	29	-	31	498
Teachers who graduated from SDA tertiary institutions (colleges/universities)	11	9	219	6	0	0	9	25	2	-	0	281
Teachers holding state teaching certificates	42	191	503	47	175	104	104	71	49	-	81	1,367
Teachers holding SDA denominational teaching certificates	1	18	105	0	140	100	15	0	1	-	0	380
Teachers holding a degree	19	50	122	25	0	55	63	35	25	-	52	446
Non-teaching personnel	35	25	35	9	0	11	53	25	21	-	22	236

School Identifier	B A	C A U M	E C U M/N	E C U M/ S	G U C	I O U M	N U M	R U M	S U M	W A U M	W C U M	T O T A L
Total number of students (opening enrollment)	565	3,847	6,550	920	3,417	2,814	2,372	1,701	3,203	-	3,314	26,703
SDA students (baptized or having one or both SDA parents)	147	554	3,449	395	3,417	484	1,613	1,304	78	-	2,000	13,441
Non-SDA students	418	3,293	3,101	525	0	2,330	759	397	1,125	-	1,314	13,262
Students baptized during the school year	4	152	185	45	184	123	90	71	6	-	303	1,163
Total graduates for the current year	68	136	415	97	0	120	207	0	0	-	680	1,723
Students enrolled in a specialized program	0	0	14	0	0	0	30	10	0	-	530	584

**TABLE 7 (AID)**  
**Africa-Indian Ocean Division**  
**Division Secondary School Statistics**  
**December 31, 2000**

Schools	Students					Employees				
	Graduates	Students Baptized	SDA Students	Non-SDA Students	Total Students	SDA Teachers	Non-SDA Teachers	Total Teachers	Non-Teaching Personnel	Total Personnel
Adventist Secondary Technical School	-	-	-	-	-	-	-	-	-	-
Agona SDA Secondary School	-	-	-	-	-	-	-	-	-	-
Antarandolo Adventist School	-	-	-	-	-	-	-	-	-	-
Asokore Training College Secondary School	-	-	-	-	-	-	-	-	-	-
Babcock University Secondary School	-	-	-	-	-	-	-	-	-	-
Bekwai SDA Secondary School	-	-	-	-	-	-	-	-	-	-
Bouake Adventist Secondary School	-	-	-	-	-	-	-	-	-	-
Gitwe Adventist Secondary School	-	-	-	-	-	-	-	-	-	-
Hyde Memorial Secondary School	-	-	-	-	-	-	-	-	-	-
Kumasi Adventist Day School	-	-	-	-	-	-	-	-	-	-
Lukanga Adventist Institute	-	-	-	-	-	-	-	-	-	-
Mugonero School of Nursing Science	-	-	-	-	-	-	-	-	-	-
Rwankeri Adventist Secondary School	-	-	-	-	-	-	-	-	-	-
Soamanandrariny Secondary School	-	-	-	-	-	-	-	-	-	-

Schools	Students					Employees				
	Graduates	Students Baptized	SDA Students	Non-SDA Students	Total Students	SDA Teachers	Non-SDA Teachers	Total Teachers	Non-Teaching Personnel	Total Personnel
Songa Institute	-	-	-	-	-	-	-	-	-	-
Incomplete Secondary Schools:										
ASCT (OWERUBTA)	-	-	-	-	-	-	-	-	-	-
Adv. Secondary Tech. College	-	-	-	-	-	-	-	-	-	-
College Adv. Apasikabo	-	-	-	-	-	-	-	-	-	-
College Adventiste Fitsimbinana	-	-	-	-	-	-	-	-	-	-
College Adventiste TAMATAVE	-	-	-	-	-	-	-	-	-	-
Institut Nuru/Bigobo	-	-	-	-	-	-	-	-	-	-
Institut Tech. Medical Songa	-	-	-	-	-	-	-	-	-	-
Lycee Maranatha De Kivoga	-	-	-	-	-	-	-	-	-	-
Schools in Cameroon (CAUM)	-	-	-	-	-	-	-	-	-	-
Schools in C-A-R (Bangui) (CAUM)	-	-	-	-	-	-	-	-	-	-
Schools in Equatorial Guinee (CAUM)	-	-	-	-	-	-	-	-	-	-
Schools in Tchad (CAUM)	-	-	-	-	-	-	-	-	-	-
Schools in ECUM	-	-	-	-	-	-	-	-	-	-
Institut Nuru/Voyants (ECUM)	-	-	-	-	-	-	-	-	-	-
Schools in WCUM	-	-	-	-	-	-	-	-	-	-
Totals (Individual statistics not available)	1,723	1,163	13,441	13,262	26,703	922	498	1,420	236	1,656

**TABLE 8 (AID)**  
**Africa-Indian Ocean Division**  
**Summary of Division Elementary School Statistics by Union**  
**December 31, 2000**

School Identifier	B A	C A U M	E C U M/N	E C U M/S	G U C	I O U M	N U M	R U M	S U M	W A U M	W C U M	T O T A L
Total number of schools	11	35	166	71	390	26	35	39	12	-	51	836
Schools supported by the church without government assistance	0	28	32	56	390	25	35	0	2	-	0	568
Schools with government and church support	11	7	134	15	0	1	0	39	10	-	51	268
Schools with Bible as a integral part of the curriculum	11	35	138	71	390	26	35	39	10	-	51	806
Total number of teachers	149	178	1,034	565	2,972	97	287	355	69	-	347	6,053
SDA teachers	47	79	753	460	1,572	96	200	289	64	-	300	3,860
Non-SDA teachers	102	99	281	105	1,400	1	87	66	5	-	47	2,193
Teachers who graduated from SDA tertiary institutions (colleges/universities)	60	7	517	-	-	-	-	-	-	-	-	584
Teachers holding state teaching certificates	-	-	-	-	-	-	-	-	-	-	-	-
Teachers holding SDA denominational teaching certificates	-	61	64	-	-	78	8	-	-	-	-	211
Teachers holding a degree	149	178	784	565	2,393	97	165	237	69	-	347	4,984
Non-teaching personnel	10	20	24	-	-	9	47	10	27	-	-	147
Total number of students (opening enrollment)	4,693	8,898	34,504	15,366	33,567	3,830	5,558	19,480	2,750	-	6,500	135,146
SDA students (baptized or having one or both SDA parents)	2,078	3,560	20,174	8,313	33,567	739	1,588	13,706	1,157	-	3,000	87,882
Non-SDA students	2,615	5,338	14,330	7,053	0	3,091	3,970	5,774	1,593	-	3,500	47,264
Students baptized during the school year	44	50	353	123	278	129	-	1,617	-	-	-	2,594

# Eastern Africa Division



**Hudson E. Kibuuka**  
Director of Education



**Desiree Blakeney**  
Secretary



# Listing of Acronyms and Abbreviations

## Union Conference, Union Mission, Mission, Field

EAUM	-	East African Union Mission
EMF	-	Eritrea Mission Field
EUM	-	Ethiopian Union Mission
MUM	-	Malawi Union Mission
TUM	-	Tanzania Union Mission
UUM	-	Uganda Union Mission
ZUC	-	Zimbabwe Union Conference
ZBUM	-	Zambia Union Mission
NBF	-	North Botswana Field
SBF	-	South Botswana Field

## College, University

BU	-	Bugema University
EAC	-	Ethiopian Adventist College
SU	-	Solusi University
TAC	-	Tanzania Adventist College
UEAB	-	University of Eastern Africa Baraton



**TABLE 3 (EAD)**  
**Eastern Africa Division**  
**Division Summary of Schools, Instructional Units, Teachers, and Students**  
**December 31, 2000**

Union/ Attached Field	Number of Schools					Number of Instructional Units				
	Prim.	Sec.	W.Tr.	Tert.	Totals	Prim.	Sec.	W.Tr	Tert.	Totals
EAUM	13	15	3	1	32	17	15	3	1	36
EUM	18	8	0	1	27	18	9	0	1	28
MUM	38	3	2	0	43	38	3	2	0	43
TUM	1	9	0	1	11	1	12	0	1	14
UUM	128	28	2	1	159	128	28	2	1	159
ZUC	69	23	0	1	93	69	23	0	1	93
ZBUM	14	2	1	0	17	14	2	1	0	17
EMF	2	0	0	0	2	2	0	0	0	2
NBF	0	0	0	0	0	0	0	0	0	0
SBF	0	0	1	0	1	0	0	1	0	1
<b>DIVISION TOTALS</b>	<b>283</b>	<b>88</b>	<b>9</b>	<b>5</b>	<b>385</b>	<b>287</b>	<b>92</b>	<b>9</b>	<b>5</b>	<b>393</b>

Union/ Attached Field	Number of Teachers					Number of Students				
	Prim.	Sec.	W.Tr.	Tert.	Totals	Prim.	Sec.	W.Tr	Tert.	Totals
EAUM	135	186	51	53	425	2,808	2,957	1,127	1,173	8,065
EUM	110	208	0	18	336	5,180	6,640	0	130	11,950
MUM	275	32	20	0	327	28,561	1,062	120	0	29,743
TUM	25	109	0	17	151	430	2,207	0	149	2,786
UUM	1,134	607	13	26	1,780	40,068	11,360	140	452	52,020
ZUC	746	392	0	43	1,181	28 410	9,355	0	842	38,607
ZBUM	103	72	3	0	178	5,990	2,300	22	0	8,312
EMF	10	0	0	0	10	481	0	0	0	481
NBF	0	0	0	0	0	0	0	0	0	0
SBF	0	0	20	0	20	0	0	133	0	133
<b>DIVISION TOTALS</b>	2,538	1,606	107	157	4,408	111,928	35,881	1,542	2,746	152,097

### Division Summary

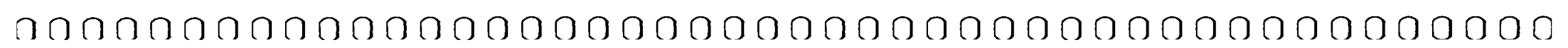
Total Schools  
Total Instructional Units  
Total Teachers  
Total Students

385  
393  
4,408  
152,097

**TABLE 4 (EAD)**  
**Eastern Africa Division**  
**Summary of Tertiary School Statistics by Institution**  
December 31, 2000

School Identifier	B U	E A C	S U	T A C	U E A B	T O T A L
Accredited by Adventist Accrediting Association	1	1	1	1	1	
Total number of teachers	26	18	43	17	53	157
SDA teachers	20	18	41	17	53	149
Non-SDA teachers	6	0	2	0	0	8
Teachers who graduated from SDA tertiary institutions (colleges/universities)	14	13	32	12	32	103
Non-teaching personnel	17	3	74	38	108	240
Total number of students (opening enrollment)	452	130	842	149	1,173	2,746
SDA students (baptized or having one or both SDA parents)	241	70	400	97	621	1,429
Non-SDA students	211	60	442	52	552	1,317
Students baptized during the school year	13	8	79	12	59	171
Students enrolled in theology/religion	76	0	68	78	89	311
Students enrolled in education/teaching	0	0	137	8	23	168
Students enrolled in business/accounting/marketing/office administration	210	0	454	28	200	892

School Identifier	B U	E A C	S U	T A C	U E A B	T O T A L
Students enrolled in humanities and arts (languages/music/art/etc.)	9	0	88	0	180	277
Students enrolled in natural and pure sciences (math/biology/chemistry/etc.)	0	8	89	0	128	225
Students enrolled in health (nursing/medicine/physical therapy/etc.)	0	0	0	0	147	147
Students enrolled in applied science (vocational/technical)	0	12	0	0	90	112
Students enrolled in social science (history/psychology/etc.)	9	5	0	1	110	115
Students enrolled in other	148	105	6	34	206	499
Total number of graduates	79	33	195	27	175	509



**TABLE 5 (EAD)**  
**Eastern Africa Division**  
**Summary of Division Worker-Training School Statistics by Union**  
**December 31, 2000**

School Identifier	E A U M	E U M	M U M	T U M	U U M	Z U C	Z B U M	N B F	S B F	T O T A L
Total number of schools	3	0	2	0	2	0	1	0	1	9
Schools supported by the church without government assistance	3	0	2	0	2	0	0	0	0	7
Schools with government and church support	0	0	0	0	0	0	1	0	1	2
Schools with Bible as an integral part of the curriculum	3	0	2	0	2	0	1	0	1	9
Total number of teachers	51	0	20	0	13	0	3	0	20	107
SDA teachers	51	0	20	0	13	0	1	0	8	93
Non-SDA teachers	0	0	0	0	0	0	2	0	12	14
Teachers who graduated from SDA tertiary institutions (colleges/universities)	21	0	5	0	4	0	0	0	12	42
Teachers holding state teaching certificates	26	0	19	0	0	0	1	0	8	54
Teachers holding SDA denominational teaching certificates	25	0	0	0	0	0	0	0	12	37
Teachers holding a degree	35	0	5	0	8	0	1	0	16	65
Non-teaching personnel	45	0	15	0	3	0	5	0	46	114
Total number of students (opening enrollment)	1,127	0	120	0	140	0	22	0	133	1,542
SDA students (baptized or having one or both SDA parents)	430	0	118	0	68	0	13	0	16	645
Non-SDA students	697	0	2	0	72	0	9	0	117	897
Students baptized during the school year	63	0	4	0	0	0	0	0	0	67



School Identifier	E A U M	E U M	M U M	T U M	U U M	Z U C	Z B U M	N B F	S B F	T O T A L
Students enrolled in ministerial/Bible program	0	0	17	0	0	0	0	0	0	17
Students enrolled in teacher training program	844	0	0	0	0	0	0	0	0	844
Students enrolled in business/accounting program	0	0	0	0	0	0	0	0	0	0
Students enrolled in nurses' training program	41	0	47	0	21	0	22	0	133	264
Students enrolled in vocational/technical program	215	0	56	0	119	0	0	0	0	390
Students enrolled in other programs	27	0	0	0	0	0	0	0	0	27
Graduates from worker-training programs	434	0	54	0	5	0	0	0	0	493

Note: Table 5 is referring to the following institutions:

1. Kamagambo Teachers' College
2. Kendu Adventist Hospital
3. Lakeview Seminary
4. Malamulo School Medical Sciences
5. Mwami Adventist Hospital
6. Kanye Adventist Hospital
7. Ishaka Adventist Hospital

**TABLE 6 (EAD)**  
**Eastern Africa Division**  
**Summary of Division Secondary School Statistics by Union**  
**December 31, 2000**

School Identifier	E A U M	E U M	M U M	T U M	U U M	Z U C	Z B U M	N B F	S B F	T O T A L
Total number of schools	15	8	3	9	28	23	2	0	0	88
Schools supported by the church without government assistance	15	8	3	9	27	0	0	0	0	62
Schools with government and church support	0	0	0	0	1	23	2	0	0	26
Schools with Bible as an integral part of the curriculum	15	8	3	9	28	23	2	0	0	88
Boarding schools	15	3	3	9	12	7	2	0	0	51
SDA accredited schools	10	2	3	9	2	16	0	0	0	42
Total number of teachers	186	208	32	109	607	392	72	0	0	1,606
SDA teachers	176	188	32	104	348	268	71	0	0	1,187
Non-SDA teachers	10	20	0	5	259	124	1	0	0	419
Teachers who graduated from SDA tertiary institutions (colleges/universities)	53	36	13	16	43	32	1	0	0	194
Teachers holding state teaching certificates	149	28	4	81	502	310	42	0	0	1,116
Teachers holding SDA denominational teaching certificates	175	0	0	7	40	18	1	0	0	241
Teachers holding a degree	124	65	16	28	531	123	7	0	0	894
Non-teaching personnel	150	145	50	119	104	369	34	0	0	971

School Identifier	E A U M	E U M	M U M	T U M	U U M	Z U C	Z B U M	N B F	S B F	T O T A L
Total number of students (opening enrollment)	2,957	6,640	1,062	2,207	11,360	9,355	2,300	0	0	35,881
SDA students (baptized or having one or both SDA parents)	2,254	1,760	541	1,760	4,658	4,552	2,000	0	0	17,525
Non-SDA students	703	4,880	521	447	6,702	4,803	300	0	0	18,356
Students baptized during the school year	304	210	35	248	3,013	814	36	0	0	4,660
Total graduates for the current year	582	255	201	529	4,216	1,881	0	0	0	7,664
Students enrolled in a specialized program	0	0	0	0	0	57	0	0	0	57

**TABLE 7 (EAD)**  
**Eastern Africa Division**  
**Division Secondary School Statistics**  
**December 31, 2000**

Schools	Students					Employees				
	Graduates	Students Baptized	SDA Students	Non-SDA Students	Total Students	SDA Teachers	Non-SDA Teachers	Total Teachers	Non-Teaching Personnel	Total Personnel
Akaki Adventist Secondary School	93	12	302	1,366	1,668	40	2	42	79	121
Anderson Secondary School	40	52	223	133	356	24	3	27	29	56
Bulawayo Adventist School	220	17	413	307	720	30	4	34	11	45
Bupandagila Secondary School	155	30	155	52	207	10	0	10	17	27
Bwasi Secondary School	45	27	116	42	158	13	2	15	13	28
Chebwai Secondary School	21	0	28	39	67	10	0	10	11	21
Gunde Secondary School	100	15	100	375	475	9	10	19	2	21
Hanke Secondary School	125	121	336	107	443	12	4	16	16	32
Ikizu Secondary School	112	85	386	94	480	19	0	19	32	51
Kagwathi Secondary School	20	10	120	40	160	9	0	9	10	19
Kamagambo Secondary School	28	54	224	8	232	16	0	16	3	19
Karirwi Secondary School	119	11	56	406	471	12	9	21	1	22
Katsenga Secondary School	-	-	190	241	431	15	0	15	3	18

Schools	Students					Employees				
	Graduates	Students Baptized	SDA Students	Non-SDA Students	Total Students	SDA Teachers	Non-SDA Teachers	Total Teachers	Non-Teaching Personnel	Total Personnel
Lower Gweru Secondary School	181	137	385	218	603	16	16	32	19	51
Lunjika Secondary School	58	163	183	68	251	9	0	9	9	18
Malamulo Secondary School	72	71	114	216	330	12	0	12	11	23
Matandani Secondary School	49	187	233	61	294	9	0	9	26	35
Maxwell Adventist Academy	26	58	104	12	116	11	0	11	9	20
Mundondo Secondary School	94	34	131	243	374	8	7	15	1	16
Mutitu Secondary School	80	47	260	66	326	15	0	15	11	26
Nemane Secondary School	66	36	230	340	570	12	7	19	8	27
Nyabehore Secondary School	58	5	143	167	310	13	0	13	9	22
Nyabola Girls' Secondary School	36	38	144	58	202	13	0	13	14	27
Nyanchwa Secondary School	21	0	140	14	154	16	0	16	11	27
Nyansincha Secondary School	34	0	105	72	177	10	0	10	6	16
Nyazura Adventist Secondary School	225	68	575	110	685	22	5	27	0	27
Parane Secondary School	24	43	171	12	183	11	0	11	17	28
Raneni Secondary School	27	13	130	8	138	10	0	10	8	18

Schools	Students					Employees				
	Graduates	Students Baptized	SDA Students	Non-SDA Students	Total Students	SDA Teachers	Non-SDA Teachers	Total Teachers	Non-Teaching Personnel	Total Personnel
Rusangu Secondary School	0	142	542	183	725	36	0	36	13	59
Segero Secondary School	89	30	273	62	335	20	0	20	20	40
Shashane Secondary School	83	14	95	305	400	7	8	15	2	17
Solusi Secondary School	91	65	271	162	433	20	2	22	33	55
Suji Secondary School	72	28	250	73	323	13	1	14	13	27
Authorized and Incomplete Secondary Schools	5,200	2,978	10,397	12,687	23,084	685	339	1,024	494	1,518
Totals	7,664	4,660	17,525	18,356	35,881	1,187	419	1,606	971	2,577

**TABLE 8 (EAD)**  
**Eastern Africa Division**  
**Summary of Division Elementary School Statistics by Union**  
**December 31, 2000**

School Identifier	E A U M	E U M	M U M	T U M	U U M	Z U C	Z B U M	N B F	S B F	E M F	T O T A L
Total number of schools	13	18	38	1	128	69	14	0	0	2	283
Schools supported by the church without government assistance	13	18	2	1	82	0	2	0	0	2	120
Schools with government and church support	0	0	36	0	46	69	12	0	0	0	163
Schools with Bible as a integral part of the curriculum	13	11	11	1	128	69	14	0	0	2	249
Total number of teachers	135	110	275	25	1,134	746	103	0	0	10	2,538
SDA teachers	135	105	107	24	704	521	103	0	0	9	1,708
Non-SDA teachers	0	5	168	1	430	225	0	0	0	1	830
Teachers who graduated from SDA tertiary institutions	126	17	7	4	0	59	2	0	0	0	215
Teachers holding state teaching certificates	135	0	275	22	816	647	101	0	0	0	1,996
Teachers holding SDA denominational teaching certificates	128	0	0	0	30	51	0	0	0	0	209
Teachers holding a degree	9	15	0	5	48	3	0	0	0	0	80
Non-teaching personnel	70	78	0	8	97	24	90	0	0	0	367
Total number of students (opening enrollment)	2,808	5,180	28,561	430	40,068	28,410	5,990	0	0	481	111,928
SDA students (baptized or having one or both SDA parents)	1,628	1,360	15,281	212	21,237	10,748	3,958	0	0	8	54,432
Non-SDA students	1,180	3,820	13,280	218	18,831	17,662	2,032	0	0	473	57,496
Students baptized during the school year	200	13	38	12	1,510	408	0	0	0	0	2,181

# Euro-Africa Division



**Roberto Badenas**  
Director of Education



**Christiane Tuor**  
Secretary



# Listing of Acronyms and Abbreviations

## Union Conference, Union Mission, Mission, Field

AUM	-	Angola Union Mission
AUC	-	Austrian Union of Churches
BUC	-	Bulgarian Union of Churches
CSUC	-	Czecho-Slovakian Union Conference
FBUC	-	Franco-Belgian Union Conference
IUC	-	Italian Union of Churches
MUM	-	Mozambique Union Mission
NGUC	-	North German Union Conference
PUC	-	Portuguese Union of Churches
RUC	-	Romanian Union Conference
SGUC	-	South German Union Conference
SUC	-	Spanish Union of Churches
SWUC	-	Swiss Union Conference
MISSERM	-	Trans-Mediterranean Territories

## College, University

BS	-	Bogenhofen Seminary
FU	-	Friedensau University
IJC	-	Italian Junior College
MAS	-	Mozambique Adventist Seminary
RACH	-	Romanian Adventist College of Health
RATI	-	Romanian Adventist Theological Institute
SAC	-	Sagunto Adventist College
SAU	-	Saleve Adventist University
STS	-	Sazava Theological Seminary



**TABLE 3 (EUD)**  
**Euro-Africa Division**  
**Division Summary of Schools, Instructional Units, Teachers, and Students**  
**December 31, 2000**

Union/ Attached Field	Number of Schools					Number of Instructional Units				
	Prim.	Sec.	W.Tr	Tert	Totals	Prim.	Sec.	W.Tr	Tert	Totals
AUM	0	11	0	0	11	0	11	0	0	11
AUC	1	1	1	1	4	1	3	2	5	11
BUC	0	0	0	0	0	0	0	0	0	0
CSUC	0	0	0	1	1	0	0	0	1	1
FBUC	2	1	0	1	4	2	1	0	2	5
IUC	0	0	1	1	2	0	0	1	1	2
MUM	0	0	2	1	3	0	0	2	1	3
NGUC	1	0	1	1	3	1	0	3	4	8
PUC	3	1	0	0	4	4	1	0	0	5
RUC	1	3	2	1	7	1	3	2	1	7
SGUC	0	1	0	0	1	0	48	0	0	48
SUC	4	4	0	1	9	36	12	0	4	52
SWUC	2	1	0	0	3	2	2	0	0	4
<b>DIVISION TOTALS</b>	<b>14</b>	<b>23</b>	<b>7</b>	<b>8</b>	<b>52</b>	<b>47</b>	<b>81</b>	<b>10</b>	<b>19</b>	<b>157</b>

Union/ Attached Field	Number of Teachers					Number of Students				
	Prim.	Sec.	W.Tr	Tert	Totals	Prim.	Sec.	W.Tr	Tert.	Totals
AUM	0	281	0	0	281	0	8,947	0	0	8,947
AUC	1	24	6	11	42	5	60	18	65	148
BUC	0	0	0	0	0	0	0	0	0	0
CSUC	0	0	0	17	17	0	0	0	81	81
FBUC	9	17	0	10	36	107	105	0	131	343
IUC	0	0	9	17	26	0	0	30	25	55
MUM	0	0	12	12	24	0	0	195	195	390
NGUC	2	0	21	15	38	34	0	284	219	537
PUC	42	9	0	0	51	582	37	0	0	619
RUC	2	71	33	46	152	10	553	207	499	1,269
SGUC	0	59	0	0	59	0	714	0	0	714
SUC	101	101	0	8	210	1,112	1,112	0	105	2,329
SWUC	3	6	0	0	9	34	18	0	0	52
<b>DIVISION TOTALS</b>	160	568	81	136	945	1,884	11,546	734	1,320	15,484

### Division Summary

Total Schools  
Total Instructional Units  
Total Teachers  
Total Students

52  
157  
945  
15,484

TABLE 4 (EUD)  
Euro-Africa Division  
Summary of Tertiary School Statistics by Institution  
December 31, 2000

School Identifier	B S	F U	I J C	M A S	R A T I	S A C	S A U	S T S	T O T A L
Accredited by Adventist Accrediting Association	1	1	-	-	1	1	1	1	
Total number of teachers	11	15	17	12	46	8	10	17	136
SDA teachers	11	14	15	11	21	8	10	17	107
Non-SDA teachers	0	1	2	1	25	0	0	0	29
Teachers who graduated from SDA tertiary institutions (colleges/universities)	5	6	8	3	19	6	4	14	65
Non-teaching personnel	9	34	14	0	20	1	10	4	92
Total number of students (opening enrollment)	65	219	25	195	499	105	131	81	1,320
SDA students (baptized or having one or both SDA parents)	65	186	24	75	482	84	129	81	1,126
Non-SDA students	0	33	1	120	17	21	2	0	194
Students baptized during the school year	0	0	1	0	18	0	1	0	20
Students enrolled in theology/religion	55	96	25	20	244	40	77	81	638
Students enrolled in education/teaching	0	0	0	0	0	0	0	0	0

School Identifier	B S	F U	I J C	M A S	R A T I	S A C	S A U	S T S	T O T A L
Students enrolled in business/accounting/marketing/office administration	0	0	0	2	74	0	0	0	76
Students enrolled in humanities and arts (languages/music/art/etc.)	0	0	0	55	131	65	54	0	305
Students enrolled in natural and pure sciences (math/biology/chemistry/etc.)	0	0	0	0	0	0	0	0	0
Students enrolled in health (nursing/medicine/physical therapy/etc.)	0	0	0	0	0	0	0	0	0
Students enrolled in applied science (vocational/technical)	0	0	0	0	0	0	0	0	0
Students enrolled in social science (history/psychology/etc.)	0	104	0	0	50	0	0	0	154
Students enrolled in other	10	19	0	118	0	0	0	0	147
Total number of graduates	7	31	0	6	82	48	29	21	224

TABLE 5 (EUD)  
Euro-Africa Division  
Summary of Division Worker-Training School Statistics by Union  
December 31, 2000

School Identifier	A U M	A U C	B U C	C S U C	F B U C	I U C	M U M	N G U C	P U C	R U C	S G U C	S U C	S W U C	T O T A L
Total number of schools	0	1	0	0	0	1	2	1	0	2	0	0	0	7
Schools supported by the church without government assistance	0	1	0	0	0	1	2	0	0	0	0	0	0	4
Schools with government and church support	0	0	0	0	0	0	0	1	0	2	0	0	0	3
Schools with Bible as an integral part of the curriculum	0	1	0	0	0	1	1	0	0	2	0	0	0	5
Total number of teachers	0	6	0	0	0	9	12	21	0	33	0	0	0	81
SDA teachers	0	5	0	0	0	6	12	18	0	23	0	0	0	64
Non-SDA teachers	0	1	0	0	0	3	0	3	0	10	0	0	0	17
Teachers who graduated from SDA tertiary institutions	0	0	0	0	0	0	3	6	0	3	0	0	0	12
Teachers holding state teaching certificates	0	3	0	0	0	0	3	6	0	32	0	0	0	44
Teachers holding SDA denominational teaching certificates	0	0	0	0	0	0	3	0	0	3	0	0	0	6
Teachers holding a degree	0	2	0	0	0	5	0	10	0	5	0	0	0	22
Non-teaching personnel	0	9	0	0	0	14	0	34	0	7	0	0	0	64
Total number of students (opening enrollment)	0	18	0	0	0	30	195	284	0	207	0	0	0	734
SDA students (baptized or having one or both SDA parents)	0	17	0	0	0	30	75	218	0	100	0	0	0	440
Non-SDA students	0	1	0	0	0	0	120	66	0	107	0	0	0	294

School Identifier	A U M	A U C	B U C	C S U C	F B U C	I U C	M U M	N G U C	P U C	R U C	S G U C	S U C	S W U C	T O T A L
Students baptized during the school year	0	0	0	0	0	0	0	4	0	2	0	0	0	6
Students enrolled in ministerial/Bible program	0	0	0	0	0	0	16	96	0	0	0	0	0	112
Students enrolled in teacher training program	0	0	0	0	0	0	0	0	0	0	0	0	0	0
Students enrolled in business/accounting program	0	0	0	0	0	0	1	0	0	0	0	0	0	1
Students enrolled in nurses' training program	0	0	0	0	0	0	0	65	0	182	0	0	0	247
Students enrolled in vocational/technical program	0	0	0	0	0	0	0	0	0	0	0	0	0	0
Students enrolled in other programs	0	18	0	0	0	30	178	123	0	25	0	0	0	374
Graduates from worker-training programs	0	0	0	0	0	0	4	52	0	124	0	0	0	180

**TABLE 6 (EUD)**  
**Euro-Africa Division**  
**Summary of Division Secondary School Statistics by Union**  
**December 31, 2000**

School Identifier	A U M	A U C	B U C	C S U C	F B U C	I U C	M U M	N G U C	P U C	R U C	S G U C	S U C	S W U C	T O T A L
Total number of schools	9	3	0	0	1	0	0	0	1	3	1	4	1	23
Schools supported by the church without government assistance	7	3	0	0	1	0	0	0	1	0	0	1	1	14
Schools with government and church support	2	0	0	0	0	0	0	0	0	3	1	3	0	9
Schools with Bible as an integral part of the curriculum	9	3	0	0	1	0	0	0	1	3	1	4	1	23
Boarding schools	9	1	0	0	1	0	0	0	1	3	1	1	0	17
SDA accredited schools	9	3	0	0	1	0	0	0	1	3	1	1	0	19
Total number of teachers	281	24	0	0	17	0	0	0	9	71	59	101	6	568
SDA teachers	136	16	0	0	15	0	0	0	3	42	38	93	4	347
Non-SDA teachers	145	8	0	0	2	0	0	0	6	29	21	8	2	221
Teachers who graduated from SDA tertiary institutions (colleges/universities)	0	3	0	0	4	0	0	0	1	10	7	74	0	99
Teachers holding state teaching certificates	0	11	0	0	17	0	0	0	9	66	59	29	6	197
Teachers holding SDA denominational teaching certificates	0	0	0	0	0	0	0	0	2	3	0	74	0	79
Teachers holding a degree	0	11	0	0	17	0	0	0	9	32	59	11	0	139
Non-teaching personnel	36	9	0	0	10	0	0	0	9	30	56	24	2	176



School Identifier	A U M	A U C	B U C	C S U C	F B U C	I U C	M U M	N G U C	P U C	R U C	S G U C	S U C	S W U C	T O T A L
Total number of students (opening enrollment)	8,947	60	0	0	105	0	0	0	37	553	714	1,112	18	11,546
SDA students (baptized or having one or both SDA parents)	1,647	56	0	0	49	0	0	0	23	477	141	702	8	3,103
Non-SDA students	7,300	4	0	0	56	0	0	0	14	76	573	410	10	8,443
Students baptized during the school year	0	1	0	0	6	0	0	0	1	29	8	12	0	57
Total graduates for the current year	0	14	0	0	23	0	0	0	34	127	67	23	0	288
Students enrolled in a specialized program	0	0	0	0	0	0	0	0	0	2	4	0	0	6


TABLE 7 (EUD)  
Euro-Africa Division  
Division Secondary School Statistics  
December 31, 2000

Schools	Students					Employees				
	Graduates	Students Baptized	SDA Students	Non-SDA Students	Total Students	SDA Teachers	Non-SDA Teachers	Total Teachers	Non-Teaching Personnel	Total Personnel
Bogenhofen Seminary	14	8	56	4	60	16	8	24	9	33
Italian Junior College	0	0	0	0	0	0	0	0	0	0
Marienhoehe Seminary	67	8	141	573	714	38	21	59	56	115
Sagunto Adventist College	23	12	152	126	278	17	3	20	2	22
Saleve Adventist University	23	6	49	56	105	15	2	17	10	27
Incomplete Secondary Schools	161	23	2,705	7,684	10,389	261	187	448	99	547
Totals	288	57	3,103	8,443	11,546	347	221	568	176	744


**TABLE 8 (EUD)**  
**Euro-Africa Division**  
**Summary of Division Elementary School Statistics by Union**  
**December 31, 2000**

School Identifier	A U M	A U C	B U C	C S U C	F B U C	I U C	M U M	N G U C	P U C	R U C	S G U C	S U C	S W U C	T O T A L
Total number of schools	0	1	0	0	2	0	0	1	3	1	0	4	2	14
Schools supported by the church without government assistance	0	1	0	0	2	0	0	0	3	1	0	1	2	10
Schools with government and church support	0	0	0	0	0	0	0	1	0	0	0	3	0	4
Schools with Bible as a integral part of the curriculum	0	1	0	0	2	0	0	1	3	1	0	4	2	14
Total number of teachers	0	1	0	0	9	0	0	2	42	2	0	101	3	160
SDA teachers	0	1	0	0	9	0	0	2	33	2	0	93	3	143
Non-SDA teachers	0	0	0	0	0	0	0	0	9	0	0	8	0	17
Teachers who graduated from SDA tertiary institutions	0	0	0	0	1	0	0	0	3	0	0	74	0	78
Teachers holding state teaching certificates	0	1	0	0	8	0	0	2	42	2	0	29	2	86
Teachers holding SDA denominational teaching certificates	0	0	0	0	3	0	0	0	10	0	0	5	1	19
Teachers holding a degree	0	0	0	0	8	0	0	0	38	2	0	11	0	59
Non-teaching personnel	0	0	0	0	2	0	0	1	9	2	0	24	0	38
Total number of students (opening enrollment)	0	5	0	0	107	0	0	34	582	10	0	1,112	34	1,884
SDA students (baptized or having one or both SDA parents)	0	5	0	0	54	0	0	7	179	10	0	702	26	983
Non-SDA students	0	0	0	0	53	0	0	27	403	0	0	410	8	901
Students baptized during the school year	0	0	0	0	0	0	0	0	4	0	0	2	0	6

# Euro-Asia Division



**Heriberto Muller**  
Director



**Irina V. Karpa**  
Associate Director



**Vera Kravtsova**  
Secretary

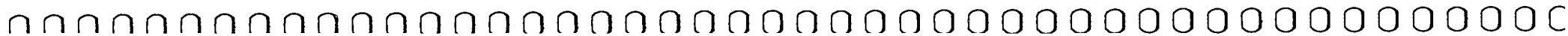
# Listing of Acronyms and Abbreviations

## Union Conference, Union Mission, Mission, Field

ERUM	-	East Russian Union Mission
MUC	-	Moldava Union Conference
SUC	-	Southern Union Conference
UUC	-	Ukrainian Union Conference
WRUC	-	West Russian Union Conference
BC	-	Belarus Conference
TCM	-	Trans-Caucasus Mission

## College, University

ZTS	-	Zaokski Theological Seminary
RSU	-	Russian Sahmyuk University



**TABLE 3 (ESD)**  
**Euro-Asia Division**  
**Division Summary of Schools, Instructional Units, Teachers, and Students**  
**December 31, 2000**

Union/ Attached Field	Number of Schools					Number of Instructional Units				
	Prim.	Sec.	W.Tr.	Tert.	Totals	Prim.	Sec.	W.Tr.	Tert.	Totals
ERUM	0	0	0	1	1					
MUC	1	0	0	0	1					
SUC	1	0	0	0	1					
UUC	1	0	0	0	1					
WRUC	3	0	0	1	4					
BC	0	0	0	0	0					
TCM	1	0	0	0	1					
<b>DIVISION TOTALS</b>	<b>7</b>	<b>0</b>	<b>0</b>	<b>2</b>	<b>9</b>					

Union/ Attached Field	Number of Teachers					Number of Students				
	Prim.	Sec.	W.Tr.	Tert.	Totals	Prim.	Sec.	W.Tr.	Tert.	Totals
ERUM	0	0	0	0	0	0	0	0	0	0
MUC	17	0	0	0	17	42	0	0	0	42
SUC	11	0	0	0	11	93	0	0	0	93
UUC	6	0	0	0	6	27	0	0	0	27
WRUC	56	0	0	29	85	373	0	0	349	722
BC	0	0	0	0	0	0	0	0	0	0
TCM	35	0	0	0	35	266	0	0	0	266
DIVISION TOTALS	125	0	0	29	154	801	0	0	349	1,150

## Division Summary

Total Schools  
Total Instructional Units  
Total Teachers  
Total Students

9  
154  
1,150

Euro-Asia Division  
Summary of Tertiary School Statistics by Institution  
December 31, 2000

School Identifier	R S U	Z T S			T O T A L
Accredited by Adventist Accrediting Association	0	1			
Total number of teachers	0	29			29
SDA teachers	0	29			29
Non-SDA teachers	0	0			0
Teachers who graduated from SDA tertiary institutions (colleges/universities)	0	19			19
Non-teaching personnel	0	67			67
Total number of students (opening enrollment)	0	349			349
SDA students (baptized or having one or both SDA parents)	0	344			344
Non-SDA students	0	5			6
Students baptized during the school year	0	0			0
Students enrolled in theology/religion	0	220			220
Students enrolled in education/teaching	0	0			0
Students enrolled in business/accounting/marketing/office administration	0	19			19



School Identifier	R S U	Z T S			T O T A L
Students enrolled in humanities and arts (languages/music/art/etc.)	0	33			33
Students enrolled in natural and pure sciences (math/biology/chemistry/etc.)	0	0			0
Students enrolled in health (nursing/medicine/physical therapy/etc.)	0	0			0
Students enrolled in applied science (vocational/technical)	0	0			0
Students enrolled in social science (history/psychology/etc.)	0	0			0
Students enrolled in other (Agriculture)	0	77			77
Total number of graduates	0	0			0

TABLE 5 (ESD)  
Euro-Asia Division  
Summary of Division Worker-Training School Statistics by Union  
December 31, 2000

School Identifier	E R U M	M U C	S U C	U U C	W R U C	B C	T C M	T O T A L
Total number of schools								
Schools supported by the church without government assistance								
Schools with government and church support								
Schools with Bible as an integral part of the curriculum								
Total number of teachers								
SDA teachers								
Non-SDA teachers								
Teachers who graduated from SDA tertiary institutions (colleges/universities)								
Teachers holding state teaching certificates								
Teachers holding SDA denominational teaching certificates								
Teachers holding a degree								
Non-teaching personnel								
Total number of students (opening enrollment)								
SDA students (baptized or having one or both SDA parents)								
Non-SDA students								
Students baptized during the school year								

School Identifier	E R U M	M U C	S U C	U U C	W R U C	B C	T C M	T O T A L
Students enrolled in ministerial/Bible program								
Students enrolled in teacher training program								
Students enrolled in business/accounting program								
Students enrolled in nurses' training program								
Students enrolled in vocational/technical program								
Students enrolled in other programs								
Graduates from worker-training programs								

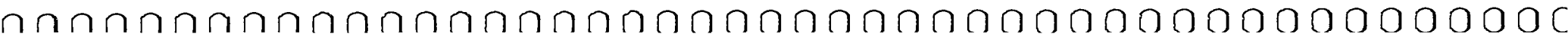


TABLE 6 (ESD)  
Euro-Asia Division  
Summary of Division Secondary School Statistics by Union  
December 31, 2000

School Identifier	E R U M	M U C	S U C	U U C	W R U C	B C	T C M	T O T A L
Total number of schools								
Schools supported by the church without government assistance								
Schools with government and church support								
Schools with Bible as an integral part of the curriculum								
Boarding schools								
SDA accredited schools								
Total number of teachers								
SDA teachers								
Non-SDA teachers								
Teachers who graduated from SDA tertiary institutions (colleges/universities)								
Teachers holding state teaching certificates								
Teachers holding SDA denominational teaching certificates								
Teachers holding a degree								
Non-teaching personnel								

School Identifier	E R U M	M U C	S U C	U U C	W R U C	B C	T C M	T O T A L
Total number of students (opening enrollment)								
SDA students (baptized or having one or both SDA parents)								
Non-SDA students								
Students baptized during the school year								
Total graduates for the current year								
Students enrolled in a specialized program								

**TABLE 7 (ESD)**  
**Euro-Asia Division**  
**Division Secondary School Statistics**  
**December 31, 2000**

[illegible]

**TABLE 8 (ESD)**  
**Euro-Asia Division**  
**Summary of Division Elementary School Statistics by Union**  
**December 31, 2000**

School Identifier	E R U M	M U C	S U C	U U C	W R U C	B C	T C M	T O T A L
Total number of schools	0	1	1	1	3	0	1	7
Schools supported by the church without government assistance	0	1	1	1	3	0	1	7
Schools with government and church support	0	0	0	0	0	0	0	0
Schools with Bible as a integral part of the curriculum	0	1	1	1	3	0	1	7
Total number of teachers	0	17	11	6	56	0	35	125
SDA teachers	0	4	3	6	35	0	14	62
Non-SDA teachers	0	13	8	0	21	0	21	63
Teachers who graduated from SDA tertiary institutions (colleges/universities)	0	0	0	0	0	0	0	0
Teachers holding state teaching certificates	0	17	11	6	56	0	35	125
Teachers holding SDA denominational teaching certificates	0	0	0	0	0	0	0	0
Teachers holding a degree	0	17	11	6	56	0	35	125
Non-teaching personnel	0	7	6	6	21	0	22	62
Total number of students (opening enrollment)	0	42	93	27	373	0	266	801
SDA students (baptized or having one or both SDA parents)	0	21	46	13	186	0	133	399
Non-SDA students	0	21	47	14	187	0	133	402
Students baptized during the school year	0	0	0	0	0	0	0	0

# Inter-American Division



**Carlos Archbold**  
Director of Education



**Almeda Liedke**  
Secretary



# Listing of Acronyms and Abbreviations

## Union Conference, Union Mission, Mission, Field

CUC	-	Caribbean Union Conference
CAUM	-	Central American Union Mission
COUC	-	Colombian Union Conference
CUUC	-	Cuban Union Conference
DUM	-	Dominican Union Mission
FAUM	-	French Antilles-Guiana Union Mission
HUM	-	Haitian Union Mission
NMUC	-	North Mexican Union Conference
PUC	-	Puerto Rican Union Conference
SMUC	-	South Mexican Union Conference
VAUM	-	Venezuela-Antilles Union Mission
WIUC	-	West Indies Union Conference

## College, University

AAU	-	Antillian Adventist University
CAAU	-	Central American Adventist University
CAS	-	Cuba Adventist Seminary
CAU	-	Colombia Adventist University
CUC	-	Caribbean Union College
DAU	-	Dominican Adventist University
HAC	-	Haitian Adventist College
MU	-	Montemorelos University
NCU	-	Northern Caribbean University
VAU	-	Venezuelan Adventist University



**TABLE 3 (IAD)**  
**Inter-America Division**  
**Division Summary of Schools, Instructional Units, Teachers, and Students**  
**December 31, 2000**

Union/ Attached Field	Number of Schools					Number of Instructional Units				
	Prim.	Sec.	W.Tr.	Tert.	Totals	Prim.	Sec.	W.Tr.	Tert.	Totals
CUC	38	13	0	1	52					
CAUM	118	46	0	1	165					
COUC	66	37	0	1	104					
CUUC	0	0	0	1	1					
DUM	47	19	0	1	67					
FAUM	10	3	0	0	13					
HUM	161	12	0	1	174					
NMUC	48	33	0	1	82					
PUC	18	11	0	1	30					
SMUC	75	47	0	0	122					
VAUM	37	21	0	1	59					
WIUC	20	9	0	1	30					
<b>DIVISION TOTALS</b>	<b>638</b>	<b>251</b>	<b>0</b>	<b>10</b>	<b>899</b>					

Union/ Attached Field	Number of Teachers					Number of Students				
	Prim.	Sec.	W.Tr.	Tert.	Totals	Prim.	Sec.	W.Tr.	Tert.	Totals
CUC	348	201	0	70	619	7,405	3,579	0	799	11,783
CAUM	812	553	0	52	1,417	14,367	7,604	0	517	22,488
COUC	384	395	0	119	898	7,363	5,021	0	881	13,265
CUUC	0	0	0	9	9	0	0	0	77	77
DUM	379	258	0	105	742	11,060	4,190	0	1,848	17,098
FAUM	65	75	0	0	140	1,607	984	0	0	2,591
HUM	828	262	0	96	1,186	28,226	3,634	0	254	32,114
NMUC	357	394	0	150	901	4,728	3,663	0	1,476	9,867
PUC	145	93	0	78	316	2,736	1,570	0	773	5,079
SMUC	543	692	0	0	1,235	8,959	7,067	0	0	16,026
VAUM	261	286	0	33	580	4,586	3,328	0	424	8,334
WIUC	148	156	0	112	416	3,413	1,826	0	1,811	7,050
<b>DIVISION TOTALS</b>	<b>4,270</b>	<b>3,365</b>	<b>0</b>	<b>824</b>	<b>8,459</b>	<b>94,450</b>	<b>42,466</b>	<b>0</b>	<b>8,860</b>	<b>145,776</b>

## Division Summary

Total Schools  
Total Instructional Units  
Total Teachers  
Total Students

899  
8,459  
145,776



TABLE 4 (IAD)  
Inter-American Division  
Summary of Tertiary School Statistics by Institution  
December 31, 2000

School Identifier	A A U	C A A U	C A S	C A U	C U C	D A U	H A C	M U	N C U	V T I	T O T A L
Accredited by Adventist Accrediting Association	1	1	0	1	1	1	1	1	1	1	
Total number of teachers	78	52	9	119	70	105	96	150	112	33	824
SDA teachers	75	49	9	75	64	96	67	150	99	31	715
Non-SDA teachers	3	3	0	44	6	9	29	0	13	2	109
Teachers who graduated from SDA tertiary institutions (colleges/universities)	23	30	8	45	32	61	32	140	70	17	458
Non-teaching personnel	80	22	11	40	148	10	212	179	229	43	974
Total number of students (opening enrollment)	773	517	77	881	799	1,848	254	1,476	1,811	424	8,860
SDA students (baptized or having one or both SDA parents)	455	499	77	622	518	960	39	1,403	1,397	315	6,285
Non-SDA students	318	18	0	259	281	888	215	73	414	109	2,575
Students baptized during the school year	5	5	0	6	6	3	0	27	58	6	114
Students enrolled in theology/religion	79	108	77	131	60	48	48	142	66	100	859
Students enrolled in education/teaching	86	170	0	157	73	1,363	51	202	461	45	2,608
Students enrolled in business/accounting/marketing/office administration	152	162	0	358	98	309	36	476	604	261	2,456

School Identifier	A A U	C A A U	C A S	C A U	C U C	D A U	H A C	M U	N C U	V T I	T O T A L
Students enrolled in humanities and arts (languages/music/art/etc.)	20	0	0	176	54	20	23	103	90	0	486
Students enrolled in natural and pure sciences (math/biology/chemistry/etc.)	43	0	0	59	87	0	35	53	97	0	374
Students enrolled in health (nursing/medicine/physical therapy/etc.)	314	59	0	0	0	0	45	419	262	0	1,099
Students enrolled in applied science (vocational/technical)	0	0	0	0	0	0	0	36	0	0	36
Students enrolled in social science (history/psychology/etc.)	6	0	0	0	4	108	16	15	82	0	231
Students enrolled in other	73	18	0	0	423	0	0	30	149	18	711
Total number of graduates	114	106	0	107	181	294	164	230	287	52	1,535

**TABLE 5 (IAD)**  
**Inter-American Division**  
**Summary of Division Worker-Training School Statistics by Union**  
**December 31, 2000**

School Identifier	C U C	C A U M	C O U C	C U U C	D U M	F A U M	H U M	N M U C	P U C	S M U C	V A U M	W I U C	T O T A L
Total number of schools													
Schools supported by the church without government assistance													
Schools with government and church support													
Schools with Bible as an integral part of the curriculum													
Total number of teachers													
SDA teachers													
Non-SDA teachers													
Teachers who graduated from SDA tertiary institutions (colleges/universities)													
Teachers holding state teaching certificates													
Teachers holding SDA denominational teaching certificates													
Teachers holding a degree													
Non-teaching personnel													
Total number of students (opening enrollment)													
SDA students (baptized or having one or both SDA parents)													
Non-SDA students													

School Identifier	C U C	C A U M	C O U C	C U U C	D U M	F A U M	H U M	N M U C	P U C	S M U C	V A U M	W I U C	T O T A L
Students baptized during the school year													
Students enrolled in ministerial/Bible program													
Students enrolled in teacher training program													
Students enrolled in business/accounting program													
Students enrolled in nurses' training program													
Students enrolled in vocational/technical program													
Students enrolled in other programs													
Graduates from worker-training programs													

**TABLE 6 (IAD)**  
**Inter-American Division**  
**Summary of Division Secondary School Statistics by Union**  
**December 31, 2000**

School Identifier	C U C	C A U M	C O U C	C U C	D U M	F A U M	H U M	N M U C	P U C	S M U C	V A U M	W I U C	T O T A L
Total number of school	13	46	37	0	19	3	12	33	11	47	21	9	251
Schools supported by the church w/o government assistance	8	42	30	0	19	0	12	33	11	46	19	8	228
Schools with government and church support	5	4	7	0	0	3	0	0	0	1	2	1	23
Schools with Bible as an integral part of the curriculum	13	46	37	0	19	3	12	33	11	47	21	9	251
Boarding schools	0	3	1	0	1	0	1	2	0	0	1	0	9
SDA accredited schools	13	31	24	0	17	1	1	13	10	14	13	7	144
Total number of teachers	201	553	395	0	258	75	262	394	93	692	286	156	3,365
SDA teachers	195	521	333	0	241	52	195	372	93	646	184	152	2,984
Non-SDA teachers	6	32	62	0	17	23	67	22	0	46	102	4	381
Teachers who graduated from SDA tertiary institutions (colleges/universities)	94	185	156	0	132	45	30	219	44	260	39	88	1,292
Teachers holding state teaching certificates	25	247	236	0	53	69	70	386	60	299	182	58	1,685
Teachers holding SDA denominational teaching certificates	11	226	115	0	35	0	60	223	45	97	28	57	897



School Identifier	C U C	C A U M	C O U C	C U U C	D U M	F A U M	H U M	N M U C	P U C	S M U C	V A U M	W I U C	T O T A L
Teachers holding a degree	88	140	276	0	138	62	116	267	74	484	146	93	1,884
Non-teaching personnel	42	110	90	0	119	30	41	116	73	118	126	39	904
Total number of students (opening enrollment)	3,579	7,604	5,021	0	4,190	984	3,634	3,663	1,570	7,067	3,328	1,826	42,466
SDA students (baptized or having one or both SDA parents)	1,935	3,779	1,914	0	1,453	707	2,041	2,179	913	3,866	1,174	985	20,946
Non-SDA students	1,644	3,825	3,107	0	2,737	277	1,593	1,484	657	3,201	2,154	841	21,520
Students baptized during the school year	26	362	42	0	103	15	100	177	37	140	88	39	1,129
Total graduates for the current year	459	911	518	0	411	72	54	713	292	768	330	235	4,763
Students enrolled in a specialized program	528	514	442	0	295	29	0	584	52	642	339	545	3,970

**TABLE 7 (IAD)**  
**Inter-American Division**  
**Division Secondary School Statistics**  
**December 31, 2000**

Schools	Students					Employees				
	Graduates	Students Baptized	SDA Students	Non-SDA Students	Total Students	SDA Teachers	Non-SDA Teachers	Total Teachers	Non-Teaching Personnel	Total Personnel
<b>Caribbean Union</b>										
Antigua/Barbuda High School	34	0	152	50	202	15	0	15	8	23
Barbados SDA Secondary School	20	5	209	106	315	20	0	20	0	20
Bates Memorial High School	46	3	103	144	247	15	0	15	3	18
Bequia SDA Secondary School	17	0	56	96	152	9	0	9	0	9
Dominica SDA Secondary School	33	12	121	82	203	11	0	11	2	13
Grenada SDA Comprehensive Secondary School	66	4	205	204	409	12	6	18	5	23
Harmon High School	62	0	216	242	458	20	0	20	5	25
Maracas SDA High School	112	2	253	284	537	26	0	26	3	29
Mountain View Academy	33	12	206	97	303	14	0	14	2	16
Southern Academy	38	7	123	199	322	17	0	17	9	26
St. Croix SDA Secondary School	18	5	110	26	136	14	0	14	1	15
St. Lucia Secondary School	26	0	136	101	237	13	0	13	0	13
St. Thomas/St. John Secondary School	8	3	45	16	61	9	0	9	1	10

Schools	Students					Employees				
	Graduates	Students Baptized	SDA Students	Non-SDA Students	Total Students	SDA Teachers	Non-SDA Teachers	Total Teachers	Non-Teaching Personnel	Total Personnel
<b>Central American Union</b>										
Adventist Educational Center (Hatillo, Costa Rica)	96	21	110	224	334	17	0	17	9	26
Adventist Educational Center (P. Blanca, Honduras) CEA	59	35	340	0	340	35	0	35	1	36
Adventist Educational Center (El Limon, Costa Rica)	97	7	145	188	333	19	1	20	10	30
Adventist Training Institute -ICAP - Peten, Guatemala	32	11	157	52	209	33	0	33	5	38
Adventist Training School(Esc.Capacitacion)ECAS-Salvador	59	11	121	76	197	11	0	11	10	21
Adventist Vocational School of Nicaragua-COVANIC	48	25	52	234	286	25	0	25	0	25
Belize Adventist College	88	16	207	273	480	23	0	23	9	32
Braulio Perez Marcio Adventist School-Guatemala	30	29	35	100	135	7	2	9	3	12
Caaran SDA High School	34	15	115	84	199	12	0	12	1	13
Central Adventist School -San Salvador	12	29	167	107	274	9	0	9	4	13
Central American Adventist Institute -(ICA)	45	12	202	105	307	17	0	17	4	21
Chalatenango Adventist School-El Salvador	8	0	14	108	122	8	0	8	2	10
Colegio Adventista de David, Panama	30	0	85	105	190	15	1	16	0	16
Eden SDA High School	25	40	69	130	199	17	0	17	3	20
French Harbour Adventist Institute -Bay Islands	18	1	53	76	129	9	0	9	2	11
Guaraja Adventist Institute -Bay Islands	8	2	29	36	66	7	1	8	1	9
J N Andrews Adventist School -Salvador	7	1	13	9	22	3	0	3	1	4

Schools	Students					Employees				
	Graduates	Students Baptized	SDA Students	Non-SDA Students	Total Students	SDA Teachers	Non-SDA Teachers	Total Teachers	Non-Teaching Personnel	Total Personnel
Metropolitan Adventist School -Panama	97	2	188	98	286	22	0	22	3	25
Model Adventist School Orley Ford	42	11	190	136	326	12	0	12	2	14
Progress Adventist Co-educational School-Guatemala	36	8	117	110	227	35	0	35	6	41
Panamenian Adventist Institute-IAP	18	4	154	6	160	9	0	9	4	13
Puerto Cabezas Adventist School	12	1	26	89	115	9	0	9	0	9
Sonsonate Adventist School-San Salvador	10	11	109	217	326	10	0	10	3	13
Colombia Union										
Adventist Atlantic Secondary School-Max Trummer	40	4	186	100	286	10	0	10	5	15
Adventist Educational Center-Cali	41	9	161	188	349	17	1	18	4	22
Cartagena Adventist School	35	6	20	105	125	7	4	11	1	12
Colombian Islands Secondary School-Modelo	90	2	42	242	284	16	0	16	12	28
Colombian Adventist University Secondary School-ICOLVEN	35	5	89	239	328	20	1	21	5	26
Cucuta Adventist Institute	43	7	86	133	219	8	1	9	2	11
Emmanuel Adventist Secondary School-Bogota	47	0	174	122	295	8	4	12	5	17
El Llano Adventist Vocational Institute-INSTIVAL	25	13	115	95	210	12	1	13	7	20
Ibague Adventist School	34	8	86	161	247	10	2	12	3	15
Libertad Secondary School-Bucaracuanga	49	10	266	276	542	22	0	22	10	32
Los Andes Adventist School - El Carmen de Bolivar	18	0	60	70	130	6	6	12	2	14

Schools	Students					Employees				
	Graduates	Students Baptized	SDA Students	Non-SDA Students	Total Students	SDA Teachers	Non-SDA Teachers	Total Teachers	Non-Teaching Personnel	Total Personnel
Saravena Adventist School	22	8	64	87	151	8	2	10	3	13
Sogamoso Commercial College	12	4	59	63	122	13	8	21	2	23
Turbo SDA School	27	9	48	217	265	14	2	16	2	18
Dominican Union										
Adventist Educational Center - Santo Domingo	41	3	132	115	247	9	1	10	10	20
Dominican Adventist University Secondary School	20	5	80	45	125	7	0	7	2	9
Enriquillo Adventist School	10	0	23	47	70	6	1	7	3	10
Juan Pablo Duarte Adventist School(Barahona)-Sur	20	3	52	26	78	9	1	10	4	14
Juan Pablo Duarte Adventist School(San Juan)-Sur	31	1	23	170	193	9	3	12	5	17
Juan Pablo Duarte Adventist School(San Pedro de Macoris)-Este	98	12	354	622	976	31	0	31	14	45
La Paz Adventist School	36	5	92	105	197	15	0	15	5	20
Maranatha Adventist School	41	10	119	631	750	15	0	15	8	23
Maria Trinidad Sanchez Adventist School	8	22	144	230	374	13	0	13	8	21
Metropolitan Adventist School-Santo Domingo	42	5	92	97	189	19	0	19	0	19
Ozama Adventist School	54	38	119	117	235	24	0	24	9	33
San Cristobal Adventist School	10	20	98	160	258	13	0	13	6	19

Schools	Students					Employees				
	Graduates	Students Baptized	SDA Students	Non-SDA Students	Total Students	SDA Teachers	Non-SDA Teachers	Total Teachers	Non-Teaching Personnel	Total Personnel
<b>Haitian Union</b>										
College Adventiste du Diquini	54	15	501	475	976	56	0	56	6	62
College Adventiste du Cap Haitien	0	0	246	101	347	18	19	37	15	52
College Adventiste de Vertieres	0	0	450	65	515	35	0	35	4	39
<b>French Antilles/Guiana Union</b>										
Perseverance Boissard School	72	2	225	50	275	12	10	22	0	22
<b>North Mexican Union</b>										
Angel de Campo Institute (N. Mexico)	41	3	94	66	160	17	0	17	12	29
Braulio Perez Marcio SDA School (Hermosillo)	32	3	63	66	129	10	0	10	2	12
Culiacan SDA School (Sinaloa Baja)	28	11	38	86	124	5	0	5	1	6
Health and Knowledge School - Valle de la Trinidad	13	13	103	118	221	17	1	18	6	24
Ignacio Manuel Altamirano SDA School	80	10	278	180	458	11	0	11	1	12
Juan de la Barrera SDA School-Cd. Juarez	28	17	79	38	117	11	0	11	0	11
Ignacio Carrillo SDA School -Montemorelos	100	4	297	50	347	21	0	21	5	26
Manuel M. Ponce SDA School -Toluca	15	0	95	38	133	9	0	9	0	9
Ninos Heroes SDA School -Sinaloa	5	0	64	11	75	7	1	8	2	10
Nogales SDA School -Sonora	63	3	54	168	222	17	2	19	5	24
Obregon SDA School	32	7	75	30	105	5	3	8	1	9
Pacific Academy -Navojoa	73	1	132	44	176	20	0	20	34	54

Schools	Students					Employees				
	Grad- uates	Stu- dents Bap- tized	SDA Stu- dents	Non- SDA Stu- dents	Total Stu- dents	SDA Teach- ers	Non- SDA Teach- ers	Total Teach- ers	Non- Teach- ing Person- nel	Total Person- nel
Vicente Guerrero SDA School -Guadalajara	17	7	123	26	149	11	1	12	4	16
Vicente Suarez SDA School	66	4	108	38	146	8	0	8	2	10
<b>Puerto Rican Union</b>										
Bella Vista Academy	8	5	65	42	107	7	0	7	5	12
Central Adventist Academy (Caguas)	14	0	10	9	19	4	0	4	2	6
Central Academy Ramon Rivera Perez (San Sebastian)	13	2	77	51	128	8	0	8	4	12
East Adventist Academy	15	1	58	43	101	8	0	8	9	17
Metropolitan Academy (Rio Piedras)	31	8	242	80	322	15	0	15	13	28
North Adventist Academy (Vega Baja)	25	15	91	83	174	7	0	7	11	18
North Adventist Academy (Arrecibo)	6	2	34	29	63	7	0	7	6	13
Northwestern Adventist Academy (Aguadilla)	30	0	71	71	142	7	0	7	8	15
South Adventist Academy (Ponce)	0	1	33	33	66	5	0	5	0	5
Southern Adventist Academy (Sabana Grande)	17	1	28	24	52	8	0	8	2	10
West Adventist Academy (Mayaguez)	132	7	204	192	396	17	0	17	13	30
<b>South Mexican Union</b>										
ACFE Adventist Educational Center-Merida	43	0	213	122	335	14	0	14	6	20
Amado Nervo SDA School -Tapachula	43	0	139	44	183	16	0	16	5	21
Cinco de Febrero SDA School - Tuxtla Gutierrez	52	10	171	93	264	18	0	18	2	20

Schools	Students					Employees				
	Graduates	Students Baptized	SDA Students	Non-SDA Students	Total Students	SDA Teachers	Non-SDA Teachers	Total Teachers	Non-Teaching Personnel	Total Personnel
General Ignacio de la Llave SDA School	51	7	119	56	175	26	0	26	0	26
General Ignacio Zaragoza SDA School	71	4	156	165	321	35	2	37	8	45
Gilberto Velizquez SDA School	139	5	264	335	599	32	0	32	12	44
Ignacio Allende SDA School	45	6	84	33	117	14	0	14	3	17
Lazaro Cardenas del Rio SDA School - Veracruz	69	5	85	72	157	18	0	18	2	20
Linda Vista Academy	41	23	124	82	206	20	0	20	3	23
Nicanor Gonzalez Mendoza School	55	4	187	59	246	17	0	17	6	23
Nicolas Bravo SDA School	0	0	80	75	155	11	1	12	1	13
Ninos Heroes SDA School -Chiapas (Pichuaco)	54	7	116	87	203	12	1	13	4	17
Rosario Castellanos SDA School	51	5	111	42	153	16	1	17	3	20
Valentin Gomez Farias SDA School	54	87	98	104	202	18	0	18	2	20
Venezuelan/Antilles Union										
Andres Bello Adventist Educational Unit-El Limon	35	16	54	132	179	7	8	15	5	20
Andres Bello Adventist Educational Unit -Guanare	19	2	37	162	199	9	8	17	5	22
Braulio Perez Marcio Adventist Educational Unit-Maturin	26	5	53	181	234	11	9	20	3	23
General Rafael Urdaneta Adventist Educational Unit -Barcelona	12	3	47	66	113	7	3	10	3	13



Schools	Students					Employees				
	Graduates	Students Baptized	SDA Students	Non-SDA Students	Total Students	SDA Teachers	Non-SDA Teachers	Total Teachers	Non-Teaching Personnel	Total Personnel
Colegio Adventista Libertador	34	0	11	250	261	3	12	15	15	30
Gran Sabana Adventist Educational Unit	8	28	93	40	133	14	0	14	7	21
Metropolitan Adventist Institute-Barquismeto	68	9	108	282	390	11	5	16	15	31
Ricardo Greenidge Adventist Educational Unit-Caracas	45	0	233	115	348	21	2	23	6	29
Sierra Maestra Adventist Educational Unit -Maracaibo	43	2	91	111	202	8	3	11	0	11
Venezuelan Vocational Institute -Nirgua	40	5	103	151	254	19	2	21	5	26
<b>West Indies Union</b>										
Bahamas Academy of SDA	49	0	216	213	434	23	0	23	9	32
Harrison Memorial High School	48	8	141	62	203	22	0	22	3	25
Kingsway High School	35	0	102	167	269	26	0	26	3	29
Portland High School	26	0	90	77	167	11	0	11	4	15
Port Maria High School	0	3	55	35	90	9	0	9	3	12
Savanna-La Mar High School	8	6	96	97	193	11	0	11	4	15
St. Ann's Bay High School	0	4	37	27	64	12	0	12	2	14
Victor Dixon's High School	37	7	142	123	265	23	4	27	6	33
Willowdene High School	32	11	106	35	141	15	0	15	5	20
Incomplete Secondary Schools	0	163	5,872	6,857	12,729	1,168	234	1,402	311	1,713
<b>Division Totals</b>	<b>4,763</b>	<b>1,129</b>	<b>20,946</b>	<b>21,520</b>	<b>42,466</b>	<b>2,984</b>	<b>381</b>	<b>3,365</b>	<b>904</b>	<b>4,269</b>

**TABLE 8 (IAD)**  
**Inter-American Division**  
**Summary of Division Elementary School Statistics by Union**  
**December 31, 2000**

School Identifier	C U C	C A U M	C O U C	C U U C	D U M	F A U M	H U M	N M U C	P U C	S M U C	V A U M	W I U C	T O T A L
Total number of schools	38	118	66	0	47	10	161	48	18	75	37	20	638
Schools supported by the church w/o gov't assistance	26	108	52	0	47	0	156	48	18	75	31	18	579
Schools with government and church support	12	10	14	0	0	10	5	0	0	0	6	2	59
Schools w/Bible as a integral part of the curriculum	38	118	66	0	47	10	161	48	18	75	37	20	638
Total number of teachers	348	812	384	0	379	65	828	357	145	543	261	148	4,270
SDA teachers	338	792	362	0	368	65	765	340	144	512	241	148	4,075
Non-SDA teachers	10	20	22	0	11	0	63	17	1	31	20	0	195
Teachers who graduated from SDA institutions	113	179	170	0	194	0	57	172	52	176	22	63	1,198
Teachers holding state teaching certificates	161	489	199	0	84	0	160	340	110	231	193	69	2,036
Teachers holding SDA denominational teaching certificates	90	241	107	0	57	0	47	189	78	69	37	56	971
Teachers holding a degree	176	82	256	0	140	0	83	210	52	219	48	62	1,368
Non-teaching personnel	59	98	81	0	116	0	226	86	94	91	109	48	1,008
Total number of students (opening enrollment)	7,405	14,367	7,363	0	11,060	1,607	28,226	4,728	2,736	8,959	4,586	3,413	94,450
SDA students (baptized or having one/both SDA parents)	4,532	7,696	4,832	0	7,707	1,191	12,763	2,603	1,310	5,197	1,834	1,862	51,527
Non-SDA students	2,873	6,671	2,531	0	3,353	416	15,463	2,125	1,426	3,762	2,752	1,551	42,923
Students baptized during the school year	322	499	82	0	451	18	180	210	129	271	184	78	2,424

# North American Division



**Richard Osborn**  
Vice President  
K-12 & Higher  
Education



**Odette Ferreira**  
Associate Director  
ACA




**Erma Lee**  
Associate Director  
K-12



**Don Weatherall**  
Assistant Director of  
Education for  
Secondary Instruction



**Elaine Furrow**  
Administrative  
Secretary



**Gregory Hughes**  
Secretary



**Carol Pack**  
Secretary



**Marlene Bacchus**  
Research Specialist  
Higher Education

# Listing of Acronyms and Abbreviations

## Union Conference, Union Mission, Mission, Field

AUC	-	Atlantic Union Conference
CAUC	-	Canadian Union Conference
CUC	-	Columbia Union Conference
LUC	-	Lake Union Conference
MAUC	-	Mid-America Union Conference
NPUC	-	North Pacific Union Conference
PUC	-	Pacific Union Conference
SUC	-	Southern Union Conference
SWUC	-	Southwestern Union Conference

## College, University

AU	-	Andrews University
AUC	-	Atlantic Union College
CAUC	-	Canadian University College
CUC	-	Columbia Union College
FHC	-	Florida Hospital College of Health Sciences
GU	-	Griggs University
KC	-	Kettering College of Medical Arts
LSU	-	La Sierra University
LLU	-	Loma Linda University
OC	-	Oakwood College
PUC	-	Pacific Union College
SAU	-	Southern Adventist University
SAC	-	Southwestern Adventist University
UC	-	Union College
WWC	-	Walla Walla College

**TABLE 3 (NAD)**  
**North American Division**  
**Division Summary of Schools, Instructional Units, Teachers, and Students**  
**December 31, 2000**

Union/ Attached Field	Number of Schools					Number of Instructional Units				
	Prim.	Sec.	W.Tr.	Tert.	Totals	Prim.	Sec.	W.Tr.	Tert.	Totals
AUC	63	8	0	1	72	63	15	0	1	79
CAUC	59	13	0	1	73	59	38	0	1	98
CUC	108	12	0	2	122	108	31	0	2	141
LUC	104	9	0	1	114	104	28	0	1	133
MAUC	80	9	0	1	90	80	23	0	1	104
NPUC	119	9	0	1	129	119	42	0	1	162
PUC	139	33	0	3	175	139	51	0	3	193
SUC	192	12	0	3	207	192	50	0	3	245
SWUC	76	7	0	1	84	76	30	0	1	107
HSI	1	1		1	3	1	1	0	1	3
<b>DIVISION TOTALS</b>	<b>941</b>	<b>113</b>	<b>0</b>	<b>15</b>	<b>1,069</b>	<b>941</b>	<b>309</b>	<b>0</b>	<b>15</b>	<b>1,265</b>

Union/ Attached Field	Number of Teachers					Number of Students				
	Prim.	Sec.	W.Tr	Tert.	Totals	Prim.	Sec.	W.Tr.	Tert.	Totals
AUC	316	-	0	72		4,132	-	0	600	-
CAUC	232	-	0	-		2,717	-	0	431	-
CUC	457	-	0	150		5,382	-	0	1,542	-
LUC	312	-	0	-		3,420	-	0	2,742	-
MAUC	240	-	0	104		2,311	-	0	846	-
NPUC	493	-	0	193		5,967	-	0	1,783	-
PUC	842	-	0	151		12,362	-	0	6,372	-
SUC	832	-	0	373		8,513	-	0	4,410	-
SWUC	264	-	0	99		2,802	-	0	926	-
HSI	13	-		37		778	-	0	880	-
<b>DIVISION TOTALS</b>	4,001	2,263*	0	1,179**	7,443	48,384	14,530*	0	20,539	83,453

\*Individual Union totals not confirmed.

\*\*Incomplete number, not all reports received.

## DIVISION SUMMARY

Totals Schools	<u>1,069</u>
Total Teachers	<u>7,443</u>
Total Students	<u>83,453</u>

**TABLE 4 (NAD)**  
**North American Division**  
**Summary of Tertiary School Statistics by Institution**  
**December 31, 2000**

School Identifier	A U	A U C	C A U C	C U C	F H C	G U	K C	L S U	L L U	O C	P U C	S C	S A C	U C	W W C	T O T A L
Accredited by Adventist Accrediting Association	1	1	1	1	1	1	1	1	1	1	1	1	1	1	1	
Total number of teachers	-	72	-	150	43	37	-	-	-	165	151	165	99	104	193	1,179**
SDA teachers	-	35	-	-	29	-	-	-	-	121	124	150	78	104	22	663**
Non-SDA teachers	-	37	-	-	14	-	-	-	-	44	27	15	21	0	171	329**
Teachers who graduated from SDA tertiary institutions	-	-	-	-	-	-	-	-	-	-	-	-	-	-	-	-
Non-teaching personnel	-	-	-	-	-	41	-	-	-	-	-	-	-	-	-	41**
Total number of students (opening enrollment)	2,749	600	431	1,036	588	880	506	1,375	3,362	1,714	1,635	2,108	926	846	1,783	20,539
SDA students (baptized or having one or both SDA parents)	-	384	-	558	54	-	-	-	-	-	1,418	1,969	-	791	-	5,174**
Non-SDA students	-	216	-	478	534	-	-	-	-	-	217	139	-	55	-	1,639**
Students baptized during the school year	0	0	0	0	0	0	0	0	0	0	0	0	0	0	0	0
Students enrolled in theology/religion	-	-	-	-	-	-	-	-	-	-	-	-	-	-	-	-
Students enrolled in education/teaching	-	-	-	-	-	-	-	-	-	-	-	-	-	-	-	-

School Identifier	A U	A U C	C A U C	C U C	F H C	G U	K C	L S U	L L U	O C	P U C	S C	S A C	U C	W W C	T O T A L
Students enrolled in business/accounting/marketing/office administration	-	-	-	-		-	-	-	-	-	-	-	-	-	-	-
Students enrolled in humanities and arts (languages/music/art/etc.)	-	-	-	-		-	-	-	-	-	-	-	-	-	-	-
Students enrolled in natural and pure sciences (math/biology/chemistry/etc.)	-	-	-	-		-	-	-	-	-	-	-	-	-	-	-
Students enrolled in health (nursing/medicine/physical therapy/etc.)	-	-	-	-		-	-	-	-	-	-	-	-	-	-	-
Students enrolled in applied science (vocational/technical)	-	-	-	-		-	-	-	-	-	-	-	-	-	-	-
Students enrolled in social science (history/psychology/etc.)	-	-	-	-		-	-	-	-	-	-	-	-	-	-	-
Students enrolled in other	-	-	-	-		-	-	-	-	-	-	-	-	-	-	-
Total number of graduates	-	-	-	-	-	53	-	-	-	-	-	-	-	-	-	53**

\*\*Incomplete numbers, not all reports received.



**TABLE 5 (NAD)**  
**North American Division**  
**Summary of Division Worker-Training School Statistics by Union**

December 31, 2000

School Identifier	A U C	C A U C	C U C	L U C	M A U C	N P U C	P U C	S U C	S W U C	T O T A L
Total number of schools										
Schools supported by the church without government assistance										
Schools with government and church support										
Schools with Bible as an integral part of the curriculum										
Total number of teachers										
SDA teachers										
Non-SDA teachers										
Teachers who graduated from SDA tertiary institutions (colleges/universities)										
Teachers holding state teaching certificates										
Teachers holding SDA denominational teaching certificates										
Teachers holding a degree										
Non-teaching personnel										
Total number of students (opening enrollment)										
SDA students (baptized or having one or both SDA parents)										
Non-SDA students										
Students baptized during the school year										

School Identifier	A U C	C A U C	C U C	L U C	M A U C	N P U C	P U C	S U C	S W U C	T O T A L
Students enrolled in ministerial/Bible program										
Students enrolled in teacher training program										
Students enrolled in business/accounting program										
Students enrolled in nurses' training program										
Students enrolled in vocational/technical program										
Students enrolled in other programs										
Graduates from worker-training programs										

**TABLE 6 (NAD)**  
**North American Division**  
**Summary of Division Secondary School Statistics by Union**

December 31, 2000

School Identifier	A U C	C A U C	C U C	L U C	M A U C	N P U C	P U C	S U C	S W U C	H S I	T O T A L
Total number of schools	8	13	12	9	9	9	33	12	7	1	113
Schools supported by the church without government assistance	8	13	12	9	9	9	33	12	7	1	113
Schools with government and church support	0	0	0	0	0	0	0	0	0	0	0
Schools with Bible as an integral part of the curriculum	8	13	12	9	9	9	33	12	7	1	112
Boarding schools	1	2	6	4	6	5	4	5	3	0	113
SDA accredited schools	8	13	12	9	9	9	33	12	7	1	112
Total number of teachers	-	-	-	-	-	-	-	-	-	-	2,263*
SDA teachers	-	-	-	-	-	-	-	-	-	-	-
Non-SDA teachers	-	-	-	-	-	-	-	-	-	-	-
Teachers who graduated from SDA tertiary institutions (colleges/universities)	-	-	-	-	-	-	-	-	-	-	-
Teachers holding state teaching certificates	-	-	-	-	-	-	-	-	-	-	-
Teachers holding SDA denominational teaching certificates	-	-	-	-	-	-	-	-	-	-	-
Teachers holding a degree	-	-	-	-	-	-	-	-	-	-	-
Non-teaching personnel	-	-	-	-	-	-	-	-	-	-	-

School Identifier	A U C	C A U C	C U C	L U C	M A U C	N P U C	P U C	S U C	S W U C	H S I	T O T A L
Total number of students (opening enrollment)	-	-	-	-	-	-	-	-	-	-	14,530*
SDA students (baptized or having one or both SDA parents)	-	-	-	-	-	-	-	-	-	-	-
Non-SDA students	-	-	-	-	-	-	-	-	-	-	-
Students baptized during the school year	-	-	-	-	-	-	-	-	-	-	-
Total graduates for the current year	-	-	-	-	-	-	-	-	-	-	3,301*
Students enrolled in a specialized program	-	-	-	-	-	-	-	-	-	-	-

**TABLE 7 (NAD)**  
**North American Division**  
**Division Secondary School Statistics**  
**December 31, 2000**

Schools	Students					Employees				
	Graduates	Students Baptized	SDA Students	Non-SDA Students	Total Students	SDA Teachers	Non-SDA Teachers	Total Teachers	Non-Teaching Personnel	Total Personnel
Andrews Academy	67	6	212	81	293	23	0	23	6	29
Armona Union Academy	9	4	27	16	43	12	0	12	3	15
Atlanta Adventist Academy	30	0	95	14	109	13	0	13	0	13
Auburn Adventist Academy	83	0	311	0	311	34	0	34	15	49
Bakersfield Adventist Academy	19	3	40	20	60	20	0	20	5	25
Bass Memorial Academy	22	5	72	14	86	22	1	23	2	25
Battle Creek Academy	16	1	45	8	53	18	0	18	2	20
Bermuda Institute	34	0	99	43	142	49	0	49	4	53
Blue Mountain Academy	58	6	160	36	196	24	0	24	0	24
Broadview Academy	22	3	59	42	101	16	0	16	0	16
Burton Adventist Academy	38	2	114	30	144	31	0	31	6	37
Calexico Mission School	25	3	23	86	109	19	0	19	11	30
Calvin Center School	0	0	8	1	9	2	0	2	0	2
Campion Academy	64	4	135	41	176	26	0	26	13	39
Cariboo Adventist Academy	0	0	16	24	40	13	0	13	2	15
Cascade Christian Academy	6	0	29	30	59	14	3	17	8	25
Central CT Adventist Virtual School	0	0	5	0	5	6	0	6	5	11
Chicago SDA Academy	4	0	33	8	41	15	0	15	0	15

Schools	Students					Employees				
	Graduates	Students Baptized	SDA Students	Non-SDA Students	Total Students	Chicago SDA Academy	Non-SDA Teachers	Total Teachers	Non-Teaching Personnel	Total Personnel
Chinook Winds Adventist Academy	10	2	27	38	65	15	0	15	2	17
Chisholm Trail Academy	41	9	156	30	186	18	0	18	2	20
Collegedale Academy	64	14	264	70	334	28	0	28	4	32
College View Academy	14	2	56	30	86	21	1	22	6	28
Columbia Adventist Academy	26	3	86	29	115	16	0	16	4	20
Crawford Adventist Academy	24	48	110	22	132	33	0	33	6	39
Dakota Adventist Academy	12	2	66	10	76	11	1	12	7	19
El Dorado Adventist School	4	0	53	4	57	15	0	15	6	21
Enterprise Adventist Academy	19	0	43	7	50	14	0	14	3	17
Escondido Adventist Academy	20	0	54	30	84	21	0	21	8	29
Forest Lake Academy	144	6	447	116	563	51	0	51	19	70
Fraser Valley Adventist Academy	20	0	47	42	89	17	0	17	12	29
Fresno Adventist Academy	20	10	79	32	111	24	0	24	6	30
Garden State Academy	25	6	84	18	102	14	0	14	6	20
Gem State Adventist Academy	34	6	107	37	144	16	0	16	8	24
Georgia-Cumberland Academy	54	0	187	17	204	24	0	24	9	33
Glendale Adventist Academy	58	52	136	103	239	44	0	44	16	60
Golden Gate Academy	16	3	30	14	44	11	0	11	4	15
Great Lakes Adventist Academy	60	14	221	29	250	27	0	27	11	38
Greater Atlanta Adventist Academy	0	3	34	36	70	23	0	23	0	23
Greater Boston Academy	26	1	42	48	90	14	0	14	2	16

Schools	Students					Employees				
	Graduates	Students Baptized	SDA Students	Non-SDA Students	Total Students	SDA Teachers	Non-SDA Teachers	Total Teachers	Non-Teaching Personnel	Total Personnel
Greater Miami Academy	22	5	127	34	161	17	0	17	5	22
Greater New York Academy	27	0	146	31	177	13	0	13	1	14
Greaves Academy	0	0	13	56	69	19	1	20	0	20
Hawaiian Mission Academy	36	6	83	73	156	15	0	15	5	20
Highland Academy	19	1	117	15	132	24	0	24	10	34
Highland SDA School	0	0	2	13	15	4	3	7	0	7
Highland View Academy	39	0	102	65	167	21	0	21	8	29
Hinsdale Adventist Academy	17	1	49	29	78	21	0	21	3	24
Holbrook SDA Indian School	5	1	18	32	50 16	0	16	6	22	28
Home Study International	30	0	611	0	611	36	2	38	41	79
Indiana Academy	25	2	109	0	109	8	0	8	10	18
Jefferson Adventist Academy	9	1	48	12	60	10	0	10	3	13
Kahili Adventist School	7	2	4	18	22	9	0	9	5	14
Kingsway College	47	9	108	89	197	25	0	25	14	39
La Sierra Adventist Academy	48	10	116	78	194	40	0	40	28	68
Ladi Academy	25	2	91	41	132	12	0	12	8	20
Loma Linda Academy	135	10	331	296	627	95	0	95	40	135
Los Angeles Adventist Academy	20	11	50	19	69	19	0	19	6	25
Madison Academy	36	5	83	39	122	19	0	19	2	21
Maplewood Academy	17	2	73	29	102	14	0	14	6	20
Mesa Grande Adventist Academy	37	0	66	33	99	23	0	23	11	34
Miami Union Academy	24	0	84	4	88	19	0	19	9	28
Midland Adventist Academy	15	5	25	43	68	19	0	19	3	22

Schools	Students					Employees				
	Graduates	Students Baptized	SDA Students	Non-SDA Students	Total Students	SDA Teachers	Non-SDA Teachers	Total Teachers	Non-Teaching Personnel	Total Personnel
Mile High Adventist Academy	20	2	67	21	88	25	0	25	4	29
Milo Adventist Academy	59	7	129	30	159	19	0	19	10	29
Modesto Adventist Academy	26	1	97	31	128	21	0	21	9	30
Monterey Bay Academy	65	26	163	91	254	26	0	26	15	41
Mount Ellis Academy	19	2	61	15	76	14	6	14	6	20
Mount Pisgah Academy	47	2	91	40	131	20	0	20	7	27
Mount Vernon Academy	21	0	60	21	81	15	0	15	7	22
Mountain View Academy	33	5	83	83	166	13	0	13	4	17
Newbury Park Adventist Academy	24	1	81	19	100	13	0	13	4	17
Northeastern Academy	15	0	107	61	168	18	0	18	1	19
Oakwood Academy	35	0	120	24	144	11	0	11	5	16
Okangan Adventist Academy	26	0	41	23	64	14	0	14	3	17
Orangewood Adventist Academy	14	0	65	7	72	23	0	23	13	36
Ozark Adventist Academy	0	2	162	32	194	27	0	27	13	40
Pacific Union College Preparatory School	29	7	63	43	106	12	0	12	2	14
Paradise Adventist School	26	2	44	44	88	19	0	19	4	23
Parkview Adventist Academy	60	5	77	63	140	17	0	17	0	17
Parkview Adventist Academy	0	0	9	1	10	8	0	8	1	9
Peterson-Warren Academy	7	0	47	14	61	19	0	19	3	22
Pine Forge Academy	55	10	145	22	167	32	0	32	8	40
Pine Tree Academy	11	1	39	24	63	16	0	16	4	20
Platte Valley Academy	11	0	60	18	78	14	1	15	12	27
Pleasant Hill Christian School	8	0	41	29	70	14	0	14	10	24



Schools	Students					Employees				
	Graduates	Students Baptized	SDA Students	Non-SDA Students	Total Students	SDA Teachers	Non-SDA Teachers	Total Teachers	Non-Teaching Personnel	Total Personnel
Poplar Springs SDA School	0	0	0	0	0	1	0	1	0	1
Portland Adventist Academy	81	5	138	130	268	26	0	26	5	31
Puget Sound Adventist Academy	14	5	75	29	104	14	0	14	2	16
Redding Adventist School	3	1	24	11	35	15	0	15	4	19
Redwood Christian School	7	2	20	28	48	15	0	15	3	18
Richmond Academy	2	0	15	2	17	9	3	12	3	15
Rio Lindo Adventist Academy	45	3	96	75	171	22	0	22	7	29
Sacramento Adventist Academy	58	4	95	53	148	28	0	28	5	33
San Diego Adventist Academy	12	1	50	15	65	21	0	21	4	25
San Fernando Valley Academy	11	8	36	34	70	15	0	15	6	21
San Gabriel Academy	58	3	133	143	276	36	0	36	9	45
Sandia View Junior Academy	0	0	19	9	28	8	0	8	10	18
Sandy Lake Adventist Academy	4	2	16	7	23	9	0	9	0	9
Shenandoah Valley Academy	92	12	117	110	227	31	0	31	22	53
Silver State Adventist School	2	0	9	8	17	10	0	10	2	12
South Lancaster Academy	18	30	86	7	93	23	0	23	7	30
Spring Valley Academy	39	0	78	51	129	38	1	39	0	39
St. John's Adventist Academy	3	3	6	16	22	7	1	8	0	8
Sunnydale Academy	24	0	126	14	140	17	0	17	9	26
Takoma Academy	92	8	273	143	416	31	0	31	11	42
Thunderbird Adventist Academy	28	3	55	36	91	18	0	18	6	24
Tidewater Adventist Academy	7	0	22	7	29	14	0	14	3	17
Union Springs Academy	21	21	63	7	70	11	0	11	0	11

Schools	Students					Employees				
	Graduates	Students Baptized	SDA Students	Non-SDA Students	Total Students	SDA Teachers	Non-SDA Teachers	Total Teachers	Non-Teaching Personnel	Total Personnel
Upper Columbia Academy	96	7	247	71	318	32	0	32	19	51
Valley Grande Academy	23	0	67	21	88	16	0	16	4	20
Vienna Adventist Academy	0	0	35	1	36	10	0	10	2	12
Walla Walla Valley Academy	78	6	138	147	285	25	0	25	5	30
Wisconsin Academy	44	4	107	28	135	21	0	21	6	27
Totals	3,301	492	10,266	4,264	14,530	2,245	18	2,263	746	3,009

**TABLE 8 (NAD)**  
**North American Division**  
**Summary of Division Elementary School Statistics by Union**  
**December 31, 2000**

School Identifier	A U C	C A U C	C U C	L U C	M A U C	N P U C	P U C	S U C	S W U C	H S I	T O T A L
Total number of schools	63	59	108	104	80	119	139	192	76	1	941
Schools supported by the church without government assistance	63	59	108	104	80	119	139	192	76	1	941
Schools with government and church support	0	0	0	0	0	0	0	0	0	0	0
Schools with Bible as a integral part of the curriculum	63	59	108	104	80	119	139	192	76	1	941
Total number of teachers	316	232	457	312	240	493	842	832	264	13	4,001
SDA teachers	315	227	447	312	236	484	841	825	264	13	3,964
Non-SDA teachers	1	5	10	0	4	9	1	7	0	0	37
Teachers who graduated from SDA tertiary institutions (colleges/universities)	0	0	0	0	0	0	0	0	0	0	0
Teachers holding state teaching certificates	1	0	0	0	0	2	0	0	0	0	3
Teachers holding SDA denominational teaching certificates	0	0	0	0	0	0	0	0	0	0	0
Teachers holding a degree	294	219	457	293	223	464	798	748	231	-	3,727
Non-teaching personnel	100	52	121	92	78	214	397	244	89	-	1,387
Total number of students (opening enrollment)	4,132	2,717	5,382	3,420	2,311	5,967	12,362	8,513	2,802	778	48,384
SDA students (baptized or having one or both SDA parents)	2,669	1,697	4,076	2,848	1,907	4,255	9,166	6,762	2,304	778	36,462
Non-SDA students	1,463	1,020	1,306	572	404	1,712	3,196	1,751	498	0	11,922
Students baptized during the school year	145	107	228	183	147	277	633	463	200	0	2,383

# Northern Asia-Pacific Division



Masaji Uyeda  
Director of Education



Hyun Sook Park  
Secretary

# Listing of Acronyms and Abbreviations

## Union Conference, Union Mission, Mission, Field

CUM	-	Chinese Union Mission
JUC	-	Japan Union Conference
KUC	-	Korean Union Conference

## College, University

HAC	-	Hong Kong Adventist College
SC	-	Sahmyook College
SNHC	-	Sahmyook Nursing and Health College
SU	-	Sahmyook University
SGC	-	Saniku Gakuin College
TAC	-	Taiwan Adventist College

**TABLE 3 (NSD)**  
**Northern Asia-Pacific Division**  
**Division Summary of Schools, Instructional Units, Teachers, and Students**

December 31, 2000

Union/ Attached Field	Number of Schools					Number of Instructional Units				
	Prim.	Sec.	W.Tr.	Tert	Totals	Prim.	Sec.	W.Tr.	Tert.	Totals
CUM	2	6	0	2	10	2	6	0	2	10
JUC	10	3	0	1	14	12	3	0	1	16
KUC	10	8	0	3	21	17	8	0	3	28
<b>DIVISION TOTALS</b>	22	17	0	6	45	31	17	0	6	54

Union/ Attached Field	Number of Teachers					Number of Students				
	Prim.	Sec.	W.Tr.	Tert	Totals	Prim.	Sec.	W.Tr	Tert.	Totals
CUM	17	211	0	40	268	108	3,621	0	389	4,118
JUC	60	79	0	31	170	856	635	0	272	1,763
KUC	103	297	0	179	579	2,845	5,660	0	6,230	14,735
DIVISION TOTALS	180	587	0	250	1,017	3,809	9,916	0	6,891	20,616

### Division Summary

Total Schools  
Total Instructional Units  
Total Teachers  
Total Students

45  
54  
1,017  
20,616

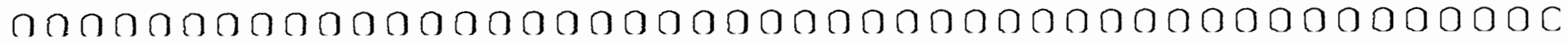


TABLE 4 (NSD)  
Northern Asia-Pacific Division  
Summary of Tertiary School Statistics by Institution

December 31, 2000

School Identifier	H A C	S C	S G C	S N H C	S U	T A C		T O T A L
Accredited by Adventist Accrediting Association	1	1	1	1	1	1		
Total number of teachers	23	52	31	22	105	17		250
SDA teachers	18	52	26	22	105	11		234
Non-SDA teachers	5	0	5	0	0	6		16
Teachers who graduated from SDA tertiary institutions (colleges/universities)	16	15	13	15	38	11		108
Non-teaching personnel	16	34	22	21	85	34		212
Total number of students (opening enrollment)	185	2,210	272	880	3,140	204		6,891
SDA students (baptized or having one or both SDA parents)	31	833	84	410	1,800	61		3,219
Non-SDA students	154	1,377	188	470	1,340	143		3,672
Students baptized during the school year	3	523	7	105	280	8		926
Students enrolled in theology/religion	14	0	13	0	210	25		262
Students enrolled in education/teaching	0	173	2	0	160	0		335



School Identifier	H A C	S C	S G C	S N H C	S U	T A C		T O T A L
Students enrolled in business/accounting/marketing/office administration	9	138	0	0	200	51		398
Students enrolled in humanities and arts (languages/music/art/etc.)	2	501	50	0	490	83		1,126
Students enrolled in natural and pure sciences (math/biology/chemistry/etc.)	0	0	0	0	286	0		286
Students enrolled in health (nursing/medicine/physical therapy/etc.)	10	0	207	312	480	17		1,026
Students enrolled in applied science (vocational/technical)	0	1,320	0	0	484	0		1,804
Students enrolled in social science (history/psychology/etc.)	0	78	0	0	0	28		106
Students enrolled in other majors	150	0	0	568	830	0		1,548
Total number of graduates	45	778	77	228	877	42		2,047

TABLE 5 (NSD)  
Northern Asia-Pacific Division  
Summary of Division Worker-Training School Statistics by Union  
December 31, 2000

School Identifier	C U M	J U C	K U C											T O T A L
Total number of schools														
Schools supported by the church without government assistance														
Schools with government and church support														
Schools with Bible as an integral part of the curriculum														
Total number of teachers														
SDA teachers														
Non-SDA teachers														
Teachers who graduated from SDA tertiary institutions (colleges/universities)														
Teachers holding state teaching certificates														
Teachers holding SDA denominational teaching certificates														
Teachers holding a degree														
Non-teaching personnel														
Total number of students (opening enrollment)														
SDA students (baptized or having one or both SDA parents)														
Non-SDA students														

School Identifier	C U M	J U C	K U C											T O T A L
Students baptized during the school year														
Students enrolled in ministerial/Bible program														
Students enrolled in teacher training program														
Students enrolled in business/accounting program														
Students enrolled in nurses' training program														
Students enrolled in vocational/technical program														
Students enrolled in other programs														
Graduates from worker-training programs														

TABLE 6 (NSD)  
Northern Asia Pacific Division  
Summary of Division Secondary School Statistics by Union  
December 31, 2000

School Identifier	C U M	J U C	K U C						T O T A L
Total number of schools	6	3	8						17
Schools supported by the church without government assistance	0	0	0						0
Schools with government and church support	6	3	8						17
Schools with Bible as an integral part of the curriculum	6	3	8						17
Boarding schools	6	3	8						17
SDA accredited schools	6	3	8						17
Total number of teachers	211	79	297						587
SDA teachers	82	79	297						458
Non-SDA teachers	129	0	0						129
Teachers who graduated from SDA tertiary institutions (colleges/universities)	41	13	73						127
Teachers holding state teaching certificates	152	79	297						528
Teachers holding SDA denominational teaching certificates	22	79	297						398
Teachers holding a degree	178	79	297						554
Non-teaching personnel	113	32	56						201

School Identifier	C U M	J U C	K U C						T O T A L
Total number of students (opening enrollment)	3,621	635	5,660						9,916
SDA students (baptized or having one or both SDA parents)	256	279	4,523						5,058
Non-SDA students	3,365	356	1,137						4,858
Students baptized during the school year	112	83	417						612
Total graduates for the current year	708	225	1,842						2,775
Students enrolled in a specialized program	145	0	1,443						1,588


TABLE 7 (NSD)  
Northern Asia-Pacific Division  
Division Secondary School Statistics  
December 31, 2000

Schools	Students					Employees				
	Graduates	Students Baptized	SDA Students	Non-SDA Students	Total Students	SDA Teachers	Non-SDA Teachers	Total Teachers	Non-Teaching Personnel	Total Personnel
Donghae Academy	76	29	220	17	237	24	0	24	6	30
Hankook Academy	470	48	1,338	261	1,599	61	0	61	10	71
Hiroshima Academy	148	34	211	218	429	52	0	52	20	72
Honam Academy	169	5	425	73	498	29	0	29	8	37
Hong Kong Sam Yuk Secondary School	163	2	36	536	572	17	21	38	16	54
Kowloon Sam Yuk Secondary School	131	15	29	708	737	15	27	42	12	54
Macao Sam Yuk Middle School	73	2	30	606	636	15	21	36	16	52
Sam Yuk Middle School	45	4	4	246	250	6	10	16	11	27
Seohae Academy	141	39	387	17	404	32	0	32	8	40
Seoul Academy	602	141	1,074	701	1,775	69	0	69	10	79
Tai Po Sam Yuk Secondary School	223	29	62	1,117	1,179	17	44	61	24	85
Taiwan Adventist Academy	73	60	95	152	247	12	6	18	34	52
Wonju Academy	199	85	531	58	589	40	0	40	6	46
Yungnam Academy	135	51	406	8	414	28	0	28	5	33
Incomplete Secondary Schools	127	68	210	140	350	41	0	41	15	56
Totals	2,775	612	5,058	4,858	9,916	458	129	587	201	788

**TABLE 8 (NSD)**  
**Northern Asia-Pacific Division**  
**Summary of Division Elementary School Statistics by Union**  
December 31, 2000

School Identifier	C U M	J U C	K U C									T O T A L
Total number of schools	2	10	10									22
Schools supported by the church without government assistance	1	0	10									1
Schools with government and church support	1	10	0									21
Schools with Bible as a integral part of the curriculum	2	10	10									22
Total number of teachers	17	60	103									180
SDA teachers	13	60	103									176
Non-SDA teachers	4	0	0									4
Teachers who graduated from SDA tertiary institutions (colleges/universities)	4	55	4									63
Teachers holding state teaching certificates	7	55	103									165
Teachers holding SDA denominational teaching certificates	8	43	103									160
Teachers holding a degree	6	51	103									160
Non-teaching personnel	4	13	20									37
Total number of students (opening enrollment)	108	856	2,845									3,809
SDA students (baptized or having one or both SDA parents)	11	210	1,648									1,869
Non-SDA students	97	646	1,197									1,940
Students baptized during the school year	1	10	298									309

# South American Division



**Roberto de Azvedo**  
Director of Education



**Violeta Rodriguez**  
Spanish Secretary



**Warlei K. de Oliveira**  
Portuguese Secretary



# Listing of Acronyms and Abbreviations

## Union Conference, Union Mission, Mission, Field

AUC	-	Austral Union Conference
BUM	-	Bolivia Union Mission
CBUC	-	Central Brazil Union Conference
CUM	-	Chile Union Mission
EBUC	-	East Brazil Union Conference
NBUM	-	North Brazil Union Mission
NEBUM	-	Northeast Brazil Union Mission
PUM	-	Peru Union Mission
SBUC	-	South Brazil Union Conference
NEM	-	North Ecuador Mission
SEM	-	South Ecuador Mission

## College, University

BAEC	-	Bolivia Adventist Educational Complex
BCS	-	Brazil College (Sao Paulo Campus)
BCC	-	Brazil College (Central Campus)
BSPC	-	Brazil Sao Paulo College
CAEC	-	Chile Adventist Educational Center
EA	-	Ecuador Academy
LATS	-	Latin-American Adventist Theological Seminary
NAA	-	Northeast Argentina Academy
NBC	-	Northeast Brazil College
RPAU	-	River Plate Adventist University
UAEC	-	Union Adventist Educational Complex

**TABLE 3 (SAD)**  
**South American Division**  
**Division Summary of Schools, Instructional Units, Teachers, and Students**  
**December 31, 2000**

Union/ Attached Field	Number of Schools					Number of Instructional Units				
	Prim.	Sec.	W.Tr.	Tert.	Totals	Prim.	Sec.	W.Tr.	Tert.	Totals
AUC	78	15	0	2	95	-	-	-	-	-
BUM	59	25	0	1	85	-	-	-	-	-
CBUC	135	34	3	3	175	-	-	-	-	-
CUM	41	11	0	1	53	-	-	-	-	-
EBUC	27	9	1	0	37	-	-	-	-	-
NBUM	66	9	0	0	75	-	-	-	-	-
NEBUM	68	7	0	1	76	-	-	-	-	-
PUM	150	37	0	1	188	-	-	-	-	-
SBUC	101	13	1	0	115	-	-	-	-	-
NEM	11	1	0	0	12	-	-	-	-	-
SEM	10	2	0	1	13	-	-	-	-	-
Incomplete		49			49		-			-
<b>DIVISION TOTALS</b>	<b>746</b>	<b>212</b>	<b>5</b>	<b>10</b>	<b>973</b>	<b>-</b>	<b>-</b>	<b>-</b>	<b>-</b>	<b>-</b>

**TABLE 3 (SAD)**  
**South American Division**  
**Division Summary of Schools, Instructional Units, Teachers, and Students**

December 31, 2000

Union/ Attached Field	Number of Teachers					Number of Students				
	Prim.	Sec.	W.Tr.	Tert.	Totals	Prim.	Sec.	W.Tr.	Tert.	Totals
AUC	1,020	350	0	165	1,535	14,295	2,541	0	1,665	18,501
BUM	598	328	0	78	1,004	9,382	3,489	0	1,000	13,871
CBUC	2,229	752	23	229	3,233	36,406	5,945	375	2,687	45,413
CUM	566	234	0	106	906	16,877	4,292	0	1,116	22,285
EBUC	425	148	6	0	579	5,118	1,355	17	0	6,490
NBUM	728	138	3	0	866	14,304	1,664	0	0	15,968
NEBUM	790	141	0	58	989	14,071	1,591	0	728	16,390
PUM	756	538	0	131	1,425	12,217	5,972	0	1,249	19,438
SBUC	1,366	303	5	0	1,674	24,509	3,772	202	0	28,483
NEM	110	29	0	0	139	1,433	414	0	0	1,847
SEM	89	72	0	6	167	1,401	891	0	31	2,323
Incomplete										
<b>DIVISION TOTALS</b>	<b>8,677</b>	<b>3,033</b>	<b>34</b>	<b>773</b>	<b>12,517</b>	<b>150,013</b>	<b>31,926</b>	<b>594</b>	<b>8,476</b>	<b>191,009</b>

## Division Summary

Total Schools  
Total Instructional Units  
Total Teachers  
Total Students

973  
12,517  
191,009

**TABLE 4 (SAD)**  
**South American Division**  
**Summary of Tertiary School Statistics by Institution**

December 31, 2000

School Identifier	B A E C	B C S	B C C	B S P	C A E C	E A	L A T S	N A A	N B C	R P A U	U A E C	T O T A L
Accredited by Adventist Accrediting Association	1	1	1	0	1	0	1	1	1	1	1	
Total number of teachers	78	112	75	24	106	6	18	6	58	159	131	773
SDA teachers	46	81	68	12	75	6	18	6	20	117	101	550
Non-SDA teachers	32	31	7	12	31	0	0	0	38	42	30	223
Teachers who graduated from SDA tertiary institutions (colleges/universities)	16	32	21	9	26	1	18	0	20	61	40	244
Non-teaching personnel	1	26	40	8	44	2	3	2	22	60	131	339
Total number of students (opening enrollment)	1,000	1,342	951	192	1,116	31	202	35	728	1,630	1,249	8,476
SDA students (baptized or having one or both SDA parents)	548	919	844	96	570	31	202	35	318	1,282	1,090	5,935
Non-SDA students	452	423	107	96	546	0	0	0	410	348	159	2,541
Students baptized during the school year	50	0	0	0	12	0	0	0	0	0	0	62
Students enrolled in theology/religion	86	0	273	0	83	28	0	0	205	198	234	1,107
Students enrolled in education/teaching	426	148	250	134	411	0	18	0	137	266	202	1,992

School Identifier	B A E C	B C S	B C C	B S P	C A E C	E A	L A T S	N A A	N B C	R P A U	U A E C	T O T A L
Students enrolled in business/accounting/marketing/office administration	168	0	180	0	240	3	0	17	189	368	322	1,487
Students enrolled in humanities and arts (languages/music/art/etc.)	0	0	161	0	0	0	0	0	0	82	0	243
Students enrolled in natural and pure sciences (math/biology/chemistry/etc.)	0	320	0	0	0	0	0	0	0	0	0	320
Students enrolled in health (nursing/medicine/physical therapy/etc.)	188	702	0	58	142	0	0	0	197	489	205	1,981
Students enrolled in applied science (vocational/technical)	73	85	21	0	240	0	0	0	0	86	248	753
Students enrolled in social science (history/psychology/etc.)	0	0	0	0	0	0	0	0	0	105	0	105
Students enrolled in other	59	87	66	0	0	0	202	0	0	36	38	488
Total number of graduates	151	120	130	0	165	26	0	0	35	221	165	1,013

TABLE 5 (SAD)  
South American Division  
Summary of Division Worker-Training School Statistics by Union

December 31, 2000

School Identifier	A U C	B U M	C B U C	C U M	E B U C	N B U M	N E B U M	P U M	S B U C	T O T A L
Total number of schools	-	-	3	-	1	-	-	-	1	5
Schools supported by the church without government assistance	-	-	3	-	1	-	-	-	1	5
Schools with government and church support	-	-	0	-	0	-	-	-	0	0
Schools with Bible as an integral part of the curriculum	-	-	3	-	1	-	-	-	1	5
Total number of teachers	-	-	23	-	6	-	-	-	5	34
SDA teachers	-	-	18	-	6	-	-	-	5	29
Non-SDA teachers	-	-	5	-	0	-	-	-	0	5
Teachers who graduated from SDA tertiary institutions (colleges/universities)	-	-	8	-	1	-	-	-	5	14
Teachers holding state teaching certificates	-	-	21	-	3	-	-	-	5	29
Teachers holding SDA denominational teaching certificates	-	-	0	-	5	-	-	-	2	7
Teachers holding a degree	-	-	20	-	3	-	-	-	5	28
Non-teaching personnel	-	-	8	-	1	-	-	-	0	9
Total number of students (opening enrollment)	-	-	375	-	17	-	-	-	202	594
SDA students (baptized or having one or both SDA parents)	-	-	160	-	14	-	-	-	154	328
Non-SDA students	-	-	215	-	3	-	-	-	48	266

School Identifier	A U C	B U M	C B U C	C U M	E B U C	N B U M	N E B U M	P U M	S B U C	T O T A L
Students baptized during the school year	-	-	-	-	-	-	-	-	-	-
Students enrolled in ministerial/Bible program	-	-	-	-	-	-	-	-	-	-
Students enrolled in teacher training program	-	-	-	-	-	-	-	-	-	-
Students enrolled in business/accounting program	-	-	-	-	-	-	-	-	-	-
Students enrolled in nurses' training program	-	-	375	-	17	-	-	-	202	594
Students enrolled in vocational/technical program	-	-	-	-	-	-	-	-	-	-
Students enrolled in other programs	-	-	-	-	-	-	-	-	-	-
Graduates from worker-training programs	-	-	275	-	17	-	-	-	34	326

TABLE 6 (SAD)  
 South American Division  
 Summary of Division Secondary School Statistics by Union  
 December 31, 2000

School Identifier	A U C	B U M	C B U C	C U M	E B U C	N B U M	N E B U M	P U M	S B U C	N E M	S E M	I N C O M	T O T A L
Total number of schools	15	25	34	11	9	9	7	37	13	1	2	49	212
Schools supported by the church without government assistance	11	25	34	1	9	9	7	37	13	1	2	49	198
Schools with government and church support	4	0	0	10	0	0	0	0	0	0	0	0	14
Schools with Bible as an integral part of the curriculum	15	25	34	11	9	9	7	37	13	1	2	49	212
Boarding schools	4	1	4	2	3	3	2	2	2	0	1	-	24
SDA accredited schools	15	19	25	10	8	9	7	11	11	1	2	-	118
Total number of teachers	350	328	752	234	148	138	141	538	303	29	72	-	3,033
SDA teachers	299	277	613	202	137	107	114	468	254	28	63	-	2,512
Non-SDA teachers	51	101	139	32	11	31	27	70	49	1	9	-	521
Teachers who graduated from SDA tertiary institutions (colleges/universities)	168	64	141	109	35	43	11	195	96	5	3	-	870
Teachers holding state teaching certificates	313	223	594	233	130	105	103	436	184	15	39	-	2,375
Teachers holding SDA denominational teaching certificates	75	11	132	64	42	14	24	33	61	1	17	-	474
Teachers holding a degree	200	55	595	284	125	70	70	194	221	1	0	-	1,815
Non-teaching personnel	77	76	937	125	125	113	94	139	350	4	41	-	2,081



School Identifier	A U C	B U M	C B U C	C U M	E B U C	N B U M	N E B U M	P U M	S B U C	N E M	S E M	I N C O M	T O T A L
Total number of students (opening enrollment)	2,541	3,489	5,945	4,292	1,355	1,664	1,591	5,972	3,772	414	891	-	31,926
SDA students (baptized or having one or both SDA parents)	1,550	1,755	2,589	1,513	704	681	613	3,258	1,685	193	339	-	14,880
Non-SDA students	991	1,734	3,356	2,779	651	983	978	2,714	2,087	221	552	-	17,046
Students baptized during the school year	54	106	79	70	22	70	37	429	21	33	17	-	938
Total graduates for the current year	495	888	1,591	974	367	402	445	1,121	1,035	70	126	-	7,514
Students enrolled in a specialized program	0	0	306	774	21	25	0	0	559	20	0	-	1,705

**TABLE 7 (SAD)**  
**South American Division**  
**Division Secondary School Statistics**  
**December 31, 2000**

Schools	Students					Employees				
	Graduates	Students Baptized	SDA Students	Non-SDA Students	Total Students	SDA Teachers	Non-SDA Teachers	Total Teachers	Non-Teaching Personnel	Total Personnel
Austral Union/Asuncion Adventist Academy/CADA	19	7	82	26	108	16	5	21	6	27
Bahia Blanca Adventist Academy/IABB	13	0	34	22	56	7	9	16	0	16
Balcarce Adventist Academy/IAB	46	4	172	1	173	14	2	16	0	16
Cordoba Adventist Academy/IADC	15	0	87	74	161	16	9	25	6	31
East Paraguay Adventist Academy/CAEP	16	1	33	46	79	24	0	24	0	24
Florida Adventist Academy/IAF	64	12	87	101	188	31	0	31	13	44
Los Polvorines Adventist Academy/IALP	56	0	58	126	184	21	0	21	10	31
Mendoza Adventist Academy/IAMe	23	4	86	70	156	17	6	23	3	26
Moron Adventist Academy/IAMo	21	1	69	11	80	8	2	10	9	19
North Argentine Academy/IAJBA	49	1	233	47	280	28	0	28	8	36
Resistencia Adventist Academy/IARe	60	0	86	279	365	26	1	27	9	36
River Plate Adventist Academy/CAP	75	9	330	20	350	43	0	43	3	46
Santa Fe Adventist Academy/IASF	12	2	58	54	112	14	9	23	3	26
Uruguay Adventist Academy/IAU	14	12	105	44	149	19	1	20	6	26
Villa Regina Adventist Academy/IAVR	12	1	30	70	100	15	7	22	1	23

Schools	Students					Employees				
	Graduates	Students Baptized	SDA Students	Non-SDA Students	Total Students	SDA Teachers	Non-SDA Teachers	Total Teachers	Non-Teaching Personnel	Total Personnel
<b>Bolivia Union/Andes Adventist Academy/IALA</b>	36	12	45	56	101	9	2	11	1	12
Bolivia Adventist Academy/CEAB	85	16	186	86	272	27	6	33	5	38
Incomplete Secondary Schools/Bolivia Union	767	78	1,524	1,592	3,116	191	93	284	70	354
<b>Central Brazil Union/Brazil College(Campus 2)-IAE-EC</b>	132	2	282	134	416	20	0	20	12	32
Brazil College/Sao Paulo (Campus 1)IAE-Sao Paulo	199	8	321	323	644	74	6	80	39	119
Central Brazil Academy/IABC	58	0	126	64	190	11	0	11	30	41
Sao Paulo Adventist Academy/IASP	174	12	333	123	456	32	0	32	19	51
Incomplete Secondary Schools/Central Brazil Union	1,028	57	1,527	2,712	4,239	476	133	609	837	1,446
<b>Chile Union /Antofagasta Adventist Academy/AAA</b>	82	14	85	228	313	13	2	15	14	29
Chile Adventist Educational Center/CEAC	123	4	172	305	477	25	2	27	3	30
Concepcion Adventist Academy/CADEC	162	10	284	373	657	29	3	32	15	47
Las Condes Adventist Academy/CALC	28	4	42	81	123	10	2	12	4	16
Los Angeles Adventist Academy/CEALA	181	0	114	651	765	29	1	30	15	45
Molina Adventist Academy/CAM	42	2	53	123	176	8	6	14	13	27
South Santiago Adventist Academy/CASS	62	0	125	174	299	13	2	15	3	18
Temuco Adventist Academy/LAT	72	5	125	195	320	16	3	19	19	38
Incomplete Secondary Schools/Chile Union	222	31	513	649	1,162	59	11	70	39	109
<b>East Brazil Union/Espirito Santo Academy/EDESSA</b>	64	5	196	49	245	17	0	17	18	35
Minas Gerais Adventist Academy/IAEMG	34	5	130	24	154	14	0	14	22	36
Petropolis Adventist Academy/IPAE	57	3	119	75	194	17	0	17	22	39
Incomplete Secondary Schools/East Brazil Union	212	9	246	500	746	77	11	88	75	163

Schools	Students					Employees				
	Graduates	Students Baptized	SDA Students	Non-SDA Students	Total Students	SDA Teachers	Non-SDA Teachers	Total Teachers	Non-Teaching Personnel	Total Personnel
<b>North Brazil Union/Inst Adv Agro-Indus R. Preto/IAAI</b>	18	35	105	9	114	11	0	11	4	15
<b>Agro-Industrial Adventist Trans-Amazon Academy/IATAI</b>	16	5	81	20	101	3	0	3	9	12
<b>Grao Para Adventist Academy/IAGP</b>	118	2	177	309	486	23	3	26	28	54
<b>Manaus Adventist Academy/IAM</b>	86	0	114	115	229	25	2	27	6	33
<b>West Amazon Adventist Academy/IAAMO</b>	25	20	58	41	99	9	0	9	3	12
<b>Incomplete Secondary Schools.North Brazil Union</b>	139	8	146	489	635	36	26	62	63	125
<b>Northeast Brazil Union</b>										
<b>Eunapolis Adventist Academy/CAE</b>	21	2	22	61	83	6	4	10	2	12
<b>Itabuna Adventist Secondary School/CEAI</b>	21	2	31	35	66	9	5	14	11	25
<b>Northeast Brazil Academy/ENA</b>	38	0	95	90	185	10	0	10	4	14
<b>Northeast Brazil College Academy/IAENE</b>	109	12	179	168	347	25	0	25	12	37
<b>Salvador Adventist Academy/CAS</b>	145	6	107	328	435	21	3	24	8	32
<b>Incomplete Secondary Schools/Northeast Brazil Union</b>	111	15	179	296	475	43	15	58	57	115

Schools	Students					Employees				
	Graduates	Students Baptized	SDA Students	Non-SDA Students	Total Students	SDA Teachers	Non-SDA Teachers	Total Teachers	Non-Teaching Personnel	Total Personnel
<b>Peru Union/Miraflores Adventist Academy/CAM</b>	40	11	162	108	270	21	0	21	11	32
Titicaca Adventist Academy/CAT	59	34	203	73	276	16	0	16	24	40
Ucayali Adventist Academy/CAU	24	18	118	94	212	17	6	23	3	26
Union Adventist Educational Complex /CEAU	56	0	192	81	273	28	1	29	8	37
Incomplete Secondary Schools/Peru Union	942	366	2,583	2,358	4,941	386	63	449	93	542
<b>South Brazil Union</b>										
Cruzeiro do sul Adventist Academy/IACS	153	1	197	208	405	31	0	31	6	37
Parana Adventist Academy/IAP	159	0	421	96	517	27	7	34	23	57
Incomplete Secondary Schools/South Brazil Union	723	20	1,067	1,783	2,850	196	42	238	321	559
<b>North Ecuador Mission</b>										
Quito Adventist Academy/CAQ	70	33	193	221	414	28	1	29	4	33
<b>South Ecuador Mission</b>										
Ecuador Adventist Institute/CADE	90	0	150	430	580	37	1	38	33	71
Pacific Adventist Academy/CoAPa	21	17	178	55	233	18	2	20	5	25
Incomplete Secondary Schools/South Ecuador Mission	15	0	11	67	78	8	6	14	3	17
<b>Totals</b>	<b>7,514</b>	<b>938</b>	<b>14,880</b>	<b>17,046</b>	<b>31,926</b>	<b>2,512</b>	<b>521</b>	<b>3,033</b>	<b>2,081</b>	<b>5,114</b>

**TABLE 8 (SAD)**  
**South American Division**  
**Summary of Division Elementary School Statistics by Union**  
**December 31, 2000**

School Identifier	A U C	B U M	C B U C	C U M	E B U C	N B U M	N E B U M	P U M	S B U C	N E M	S E M	T O T A L
Total number of schools	78	59	135	41	27	66	68	150	101	11	10	746
Schools supported by the church without government assistance	41	59	135	10	23	65	62	149	97	11	10	662
Schools with government and church support	37	0	0	31	4	1	6	1	4	0	0	84
Schools w/Bible as integral part of the curriculum	78	59	135	41	27	66	68	150	101	11	10	746
Total number of teachers	1,020	598	2,229	566	425	728	790	756	1,366	110	89	8,677
SDA teachers	826	437	1,992	518	383	602	713	714	1,215	108	82	7,590
Non-SDA teachers	194	161	237	48	42	126	77	42	151	2	7	1,087
Teachers who graduated from SDA colleges	341	138	488	336	61	142	113	215	326	14	8	2,182
Teachers holding state teaching certificates	890	378	1,637	556	217	414	333	397	1,023	84	55	5,984
Teachers holding SDA denominational teaching certificates	75	18	211	151	33	32	11	32	99	0	7	669
Teachers holding a degree	347	124	1,235	529	205	239	179	271	615	20	30	3,794
Non-teaching personnel	112	84	1,334	270	159	227	269	86	659	16	11	3,227
Total number of students (opening enrollment)	14,295	9,382	36,406	16,877	5,118	14,304	14,071	12,217	24,509	1,433	1,401	150,013
SDA students (baptized or having SDA parents)	5,199	3,551	10,162	4,986	2,015	3,963	3,632	6,184	6,851	633	482	47,658
Non-SDA students	9,096	5,831	26,244	11,891	3,103	10,341	10,439	6,033	17,658	800	919	102,355
Students baptized during the school year	427	223	1,254	558	128	226	271	405	816	42	80	4,430

# South Pacific Division



Lester Devine  
Director



Bruce Youlden  
Associate Director  
Government Affairs



Barry Hill  
Associate Director  
Secondary



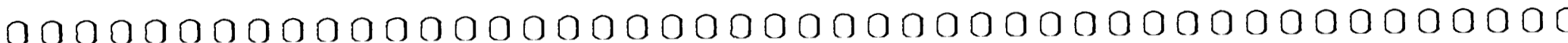
Don Roy  
Associate Director  
Primary



Secretary



Catherine Kingston  
Secondary



# Listing of Acronyms and Abbreviations

## Union Conference, Union Mission, Mission, Field

CPUM	-	Central Pacific Union Mission
PGUM	-	Papua New Guinea Union Mission
TAUC	-	Trans-Australian Union Conference
TTUC	-	Trans-Tasman Union Conference
WPUM	-	Western Pacific Union Mission

## College, University

AC	-	Avondale College
FC	-	Fulton College
PAU	-	Pacific Adventist University
SC	-	Sonoma College



**TABLE 3 (SPD)**  
**South Pacific Division**  
**Division Summary of Schools, Instructional Units, Teachers, and Students**

December 31, 2000

Union/ Attached Field	Number of Schools					Number of Instructional Units				
	Prim.	Sec.	W.Tr.	Tert.	Totals	Prim.	Sec.	W.Tr	Tert.	Totals
CPUM	22	6	0	1	29					
PGUM	75	4	0	1	80					
TAUC	22	9	0	0	31					
TTUC	46	13	0	0	59					
SPD	0	0	0	2	2					
WPUM	73	10	2	0	85					
<b>DIVISION TOTALS</b>	238	42	2	4	286					

Union/ Attached Field	Number of Teachers					Number of Students				
	Prim.	Sec.	W.Tr.	Tert.	Totals	Prim.	Sec.	W.Tr	Tert.	Totals
CPUM	75	25	0	30	130	2,166	858	0	280	3,304
PGUM	283	44	0	19	346	6,254	808	0	237	7,299
TAUC	83	107	0	0	190	1,616	1,173	0	0	2,789
TTUC	215	220	0	0	435	4,322	2,411	0	0	6,733
SPD	0	0	0	101	101	0	0	0	1,003	1,003
WPUM	177	120	20	0	317	5,164	2,290	242	0	7,696
<b>DIVISION TOTALS</b>	<b>833</b>	<b>516</b>	<b>20</b>	<b>150</b>	<b>1,519</b>	<b>19,522</b>	<b>7,540</b>	<b>242</b>	<b>1,520</b>	<b>28,824</b>

## Division Summary

Total Schools	<u>286</u>
Total Instructional Units	<u>1,519</u>
Total Teachers	<u>28,824</u>
Total Students	

**TABLE 4 (SPD)**  
**South Pacific Division**  
**Summary of Tertiary School Statistics by Institution**

December 31, 2000

School Identifier	A C	F C	P A U	S C	T O T A L
Accredited by Adventist Accrediting Association	1	1	1	1	
Total number of teachers	74	30	27	19	150
SDA teachers	74	30	27	19	150
Non-SDA teachers	0	0	0	0	0
Teachers who graduated from SDA tertiary institutions (colleges/universities)	70	16	9	17	112
Non-teaching personnel	67	26	43	15	151
Total number of students (opening enrollment)	761	280	242	237	1,520
SDA students (baptized or having one or both SDA parents)	684	165	217	212	1,278
Non-SDA students	77	115	25	25	242
Students baptized during the school year	0	10	2	57	69
Students enrolled in theology/religion	75	54	91	89	309
Students enrolled in education/teaching	211	192	96	46	545
Students enrolled in business/accounting/marketing/office administration	71	34	0	0	105

School Identifier	A C	F C	P A C	S C	T O T A L
Students enrolled in humanities and arts (languages/music/art/etc.)	0	0	0	0	0
Students enrolled in natural and pure sciences (math/biology/chemistry/etc.)	23	0	0	0	23
Students enrolled in health (nursing/medicine/physical therapy/etc.)	178	0	0	0	178
Students enrolled in applied science (vocational/technical)	68	0	8	18	94
Students enrolled in social science (history/psychology/etc.)	0	0	0	0	0
Students enrolled in other	135	0	47	84	266
Total number of graduates	187	96	65	73	421

**TABLE 5 (SPD)**  
**South Pacific Division**  
**Summary of Division Worker-Training School Statistics by Union**

December 31, 2000

School Identifier	C P U M	P G U M	T A U C	T T U C	W P U M	T O T A L
Total number of schools	-	-	-	-	2	2
Schools supported by the church without government assistance	-	-	-	-	2	2
Schools with government and church support	-	-	-	-	0	0
Schools with Bible as an integral part of the curriculum	-	-	-	-	2	2
Total number of teachers	-	-	-	-	20	20
SDA teachers	-	-	-	-	20	20
Non-SDA teachers	-	-	-	-	0	0
Teachers who graduated from SDA tertiary institutions (colleges/universities)	-	-	-	-	0	0
Teachers holding state teaching certificates	-	-	-	-	0	0
Teachers holding SDA denominational teaching certificates	-	-	-	-	0	0
Teachers holding a degree	-	-	-	-	0	0
Non-teaching personnel	-	-	-	-	0	0
Total number of students (opening enrollment)	-	-	-	-	242	242
SDA students (baptized or having one or both SDA parents)	-	-	-	-	114	114
Non-SDA students	-	-	-	-	128	128
Students baptized during the school year	-	-	-	-	16	16

School Identifier	C P U M	P N G U M	T A U C	T T U C	W P U M	T O T A L
Students enrolled in ministerial/Bible program	-	-	-	-	0	0
Students enrolled in teacher training program	-	-	-	-	0	0
Students enrolled in business/accounting program	-	-	-	-	15	15
Students enrolled in nurses' training program	-	-	-	-	0	0
Students enrolled in vocational/technical program	-	-	-	-	112	112
Students enrolled in other programs	-	-	-	-	115	115
Graduates from worker-training programs	-	-	-	-	50	50

TABLE 6 (SPD)  
South Pacific Division  
Summary of Division Secondary School Statistics by Union

December 31, 2000

School Identifier	C P U M	P G U M	T A U C	T T U C	W P U M		T O T A L
Total number of schools	6	4	9	13	10		42
Schools supported by the church without government assistance	0	0	0	0	0		0
Schools with government and church support	6	4	9	13	10		42
Schools with Bible as an integral part of the curriculum	6	4	9	13	10		42
Boarding schools	4	2	2	1	7		16
SDA accredited schools	5	4	9	13	4		35
Total number of teachers	25	44	107	220	120		516
SDA teachers	20	44	100	190	70		424
Non-SDA teachers	5	0	7	30	50		92
Teachers who graduated from SDA tertiary institutions (colleges/universities)	10	0	47	200	67		324
Teachers holding state teaching certificates	5	21	82	201	46		355
Teachers holding SDA denominational teaching certificates	0	0	0	0	0		0
Teachers holding a degree	10	14	84	219	41		368
Non-teaching personnel	15	0	43	90	55		203

School Identifier	C P U M	P N G U M	T A U C	T T U C	W P U M		T O T A L
Total number of students (opening enrollment)	858	808	1,173	2,411	2,290		7,540
SDA students (baptized or having one or both SDA parents)	624	808	600	1,414	1,905		5,356
Non-SDA students	234	0	573	997	385		2,189
Students baptized during the school year	95	0	31	85	49		250
Total graduates for the current year	24	0	303	546	146		1,019
Students enrolled in a specialized program	0	0	0	0	0	0	0



**TABLE 7 (SPD)**  
**South Pacific Division**  
**Division Secondary School Statistics**  
 December 31, 2000

Schools	Students					Employees				
	Graduates	Students Baptized	SDA Students	Non-SDA Students	Total Students	SDA Teachers	Non-SDA Teachers	Total Teachers	Non-Teaching Personnel	Total Personnel
Aore Adventist Academy	0	0	259	53	312	19	0	19	13	32
Auckland Adventist High School	42	6	163	83	246	22	0	22	4	26
Avondale Adventist High School	43	0	241	182	423	32	0	32	4	36
Bekabeka Junior High School	30	0	228	2	230	10	0	10	9	19
Betikama Adventist High School	46	45	247	46	293	22	0	22	10	32
Beulah College	0	0	127	85	212	0	0	0	0	0
Blue Hills Christian College	11	4	29	18	47	5	1	6	2	8
Border Christian College	8	0	27	35	62	6	0	6	2	8
Brisbane Adventist College	43	14	232	79	311	14	3	17	11	28
Burns Creek Junior High School	30	5	110	6	116	10	0	10	4	14
Buruku Junior High School	0	0	103	10	113	6	0	6	1	7
Carmel Adventist College	0	0	128	174	302	13	0	13	4	17
Central Coast SDA High School	23	0	88	128	216	12	5	17	3	20
Christchurch Adventist High School	0	0	31	30	61	9	0	9	4	13
Gibson College	8	3	31	58	89	8	0	8	3	11
Henderson College	7	1	14	35	49	5	0	5	2	7
Hilliard Christian School	4	1	24	14	38	4	0	4	2	6

Schools	Students					Employees				
	Graduates	Students Baptized	SDA Students	Non-SDA Students	Total Students	SDA Teachers	Non-SDA Teachers	Total Teachers	Non-Teaching Personnel	Total Personnel
Kabiufa Adventist High School	0	0	378	0	378	18	0	18	5	23
Kambubu Adventist High School	0	0	306	0	306	16	0	16	5	21
Kauma Adventist High School	0	20	161	180	341	16	0	16	10	26
Kukudu Adventist High School	40	0	338	37	375	17	0	17	8	25
Lilydale Adventist High School	49	0	152	122	274	20	3	23	8	31
Longburn Adventist College	37	12	57	109	166	15	0	15	5	20
Mackay Christian School	3	0	9	3	12	3	0	3	4	7
Macquarie College	51	0	70	155	225	17	2	19	5	24
Mizpah High School	0	0	26	81	107	8	0	8	2	10
Mountain View SDA High School	9	0	84	11	95	12	0	12	4	16
Mount Diamond High School	0	0	317	0	317	17	0	17	4	21
Navesau Junior Secondary School	0	70	132	42	178	7	0	7	0	7
Northpine Christian College	18	7	88	41	129	10	0	10	11	21
North West Christian School	9	0	8	22	30	4	0	4	1	5
Nunawading Adventist College	42	9	146	55	201	14	2	16	6	22
Paglum High School	0	0	113	0	113	9	0	9	0	9
Paparoa College	0	0	24	3	27	0	0	0	0	0
Pic Vert College	0	5	60	11	71	6	0	6	0	6
Prescott College	11	5	70	58	128	10	2	12	4	16

Schools	Students					Employees				
	Graduates	Students Baptized	SDA Students	Non-SDA Students	Total Students	SDA Teachers	Non-SDA Teachers	Total Teachers	Non-Teaching Personnel	Total Personnel
Samoa Adventist College	0	7	132	23	155	10	0	10	1	11
Suva Adventist High School	0	17	174	26	200	0	0	0	0	0
Sydney Adventist College	66	0	253	102	355	19	0	19	6	25
Tenakoga Junior High	0	7	102	10	112	6	0	6	0	6
Tweed Valley Adventist College	16	0	69	56	125	7	0	7	3	10
Vorabare Junior High	0	0	0	0	0	0	0	0	0	0
Totals	646	238	5,351	2,189	7,540	424	92	516	204	720

TABLE 8 (SPD)  
South Pacific Division  
Summary of Division Elementary School Statistics by Union


December 31, 2000

School Identifier	C P U M	P G U M	T A U C	T T U C	W P U M	T O T A L
Total number of schools	22	75	22	46	73	238
Schools supported by the church without government assistance	0	0	0	0	0	0
Schools with government and church support	22	75	22	46	73	238
Schools with Bible as a integral part of the curriculum	22	75	22	46	73	238
Total number of teachers	75	283	83	215	177	833
SDA teachers	0	0	47	206	28	281
Non-SDA teachers	75	283	36	9	149	552
Teachers who graduated from SDA tertiary institutions (colleges/universities)	0	0	47	206	28	281
Teachers holding state teaching certificates	0	218	82	206	45	551
Teachers holding SDA denominational teaching certificates	0	0	0	0	0	0
Teachers holding a degree	10	37	83	74	43	247
Non-teaching personnel	0	0	44	91	56	191
Total number of students (opening enrollment)	2,166	6,254	1,616	4,322	5,164	19,522
SDA students (baptized or having one or both SDA parents)	1,444	6,178	796	2,581	4,729	15,728
Non-SDA students	722	76	820	1,741	435	3,794
Students baptized during the school year	10	0	15	47	101	173

# Southern Asia Division



M. C. John  
Director of Education



Amalendu Bairagee  
Associate Director



Molly Abraham  
Office Secretary

# Listing of Acronyms and Abbreviations

## Union Conference, Union Mission, Mission, Field

CIUS	-	Central India Union Section
NEIUS	-	Northeast India Union Section
NIUS	-	Northern India Union Section
SIUS	-	South India Union Section
ANIR	-	Andaman and Nicobar Island Region
HR	-	Himalayan Region

## College, University

ACMS	-	Adventist College of Management Studies, Surat
LMC	-	Lowry Memorial College, Bangalore
NEAC	-	Northeast Adventist College, Jowai
SMC	-	Spicer Memorial College

**TABLE 3 (SUD)**  
**Southern Asia Division**  
**Division Summary of Schools, Instructional Units, Teachers, and Students**  
**December 31, 2000**

Union/ Attached Field	Number of Schools					Number of Instructional Units				
	Prim.	Sec.	W.Tr.	Tert.	Totals	Prim.	Sec.	W.Tr.	Tert.	Totals
CIUS	34	23	3	2	62					
NEIUS	36	8	1	1	46					
NIUS	61	12	2	0	75					
SIUS	49	69	2	1	121					
ANIR	0	0	0	0	0					
HR	2	0	0	0	2					
<b>DIVISION TOTALS</b>	182	112	8	4	306					

Union/ Attached Field	Number of Teachers					Number of Students				
	Prim.	Sec.	W.Tr.	Tert.	Totals	Prim.	Sec.	W.Tr	Tert.	Totals
CIUS	283	744	76	124	1,227	15,841	12,682	568	1,264	30,355
NEIUS	239	84	10	5	333	5,529	1,729	35	10	7,303
NIUS	488	153	12	0	653	11,654	2,334	83	0	14,071
SIUS	1,839	1,363	60	12	3,272	51,556	39,299	234	36	90,855
ANIR	0	0	0	0	0	0	0	0	0	0
HR	15	0	0	0	15	170	0	0	0	170
<b>DIVISION TOTALS</b>	2,864	2,344	158	141	5,507	84,750	56,044	920	1,310	143,024

## Division Summary

Total Schools  
Total Instructional Units  
Total Teachers  
Total Students

306  
5,507  
143,024



TABLE 4 (SUD)  
Southern Asia Division  
Summary of Tertiary School Statistics by Institution

December 31, 2000

School Identifier	A C M S	L M C	N E A C	S M C	T O T A L
Accredited by Adventist Accrediting Association	1	0	0	1	
Total number of teachers	32	12	5	92	141
SDA teachers	20	3	5	88	116
Non-SDA teachers	12	9	0	4	25
Teachers who graduated from SDA tertiary institutions (colleges/universities)	8	0	5	70	83
Non-teaching personnel	12	0	0	96	108
Total number of students (opening enrollment)	173	36	10	1,091	1,310
SDA students (baptized or having one or both SDA parents)	20	27	10	1,050	1,107
Non-SDA students	153	9	0	41	203
Students baptized during the school year	0	0	0	35	35
Students enrolled in theology/religion	0	0	0	263	263
Students enrolled in education/teaching	0	0	0	102	102
Students enrolled in business/accounting/marketing/office administration	173	18	0	313	504

School Identifier	A C M S	L M C	N E A C	S M C	T O T A L
Students enrolled in humanities and arts (languages/music/art/etc.)	0	0	0	68	68
Students enrolled in natural and pure sciences (math/biology/chemistry/etc.)	0	0	0	68	68
Students enrolled in health (nursing/medicine/physical therapy/etc.)	0	0	0	13	13
Students enrolled in applied science (vocational/technical)	0	18	0	221	239
Students enrolled in social science (history/psychology/etc.)	0	0	10	43	53
Students enrolled in other	0	0	0	0	0
Total number of graduates	0	0	0	245	245

TABLE 5 (SUD)  
Southern Asia Division  
Summary of Division Worker-Training School Statistics by Union

December 31, 2000

School Identifier	C I U S	N E I U S	N I U S	S I U S	A N I R	H R	T O T A L
Total number of schools	3	1	2	2	0	0	8
Schools supported by the church without government assistance	3	1	21	2	0	0	8
Schools with government and church support	0	0	0	0	0	0	0
Schools with Bible as an integral part of the curriculum	3	1	2	2	0	0	8
Total number of teachers	76	10	12	60	0	0	158
SDA teachers	70	5	12	51	0	0	138
Non-SDA teachers	6	5	0	9	0	0	20
Teachers who graduated from SDA tertiary institutions (colleges/universities)	69	5	5	48	0	0	127
Teachers holding state teaching certificates	40	0	7	28	0	0	75
Teachers holding SDA denominational teaching certificates	70	3	2	45	0	0	120
Teachers holding a degree	76	5	12	55	0	0	148
Non-teaching personnel	14	0	0	45	0	0	59
Total number of students (opening enrollment)	568	35	83	234	0	0	920
SDA students (baptized or having one or both SDA parents)	512	35	83	214	0	0	844
Non-SDA students	56	0	0	20	0	0	76
Students baptized during the school year	8	0	0	18	0	0	26



School Identifier	C I U S	N E I U S	N I U S	S I U S	A N I R	H R	T O T A L
Students enrolled in ministerial/Bible program	22	35	35	94	0	0	186
Students enrolled in teacher training program	83	0	0	74	0	0	157
Students enrolled in business/accounting program	0	0	0	0	0	0	0
Students enrolled in nurses' training program	29	0	48	18	0	0	95
Students enrolled in vocational/technical program	198	0	0	0	0	0	198
Students enrolled in other programs	236	0	0	48	0	0	284
Graduates from worker-training programs	53	0	20	72	0	0	145

TABLE 6 (SUD)  
Southern Asia Division  
Summary of Division Secondary School Statistics by Union

December 31, 2000

School Identifier	C I U S	N E I U S	N I U S	S I U S	A N I R	H R	T O T A L
Total number of schools	23	8	12	69	0	0	112
Schools supported by the church without government assistance	23	8	12	69	0	0	112
Schools with government and church support	0	0	0	0	0	0	0
Schools with Bible as an integral part of the curriculum	23	8	12	69	0	0	112
Boarding schools	5	4	3	7	0	0	19
SDA accredited schools	23	8	12	69	0	0	112
Total number of teachers	744	84	153	1,363	0	0	2,344
SDA teachers	494	68	87	680	0	0	1,329
Non-SDA teachers	250	16	66	683	0	0	1,015
Teachers who graduated from SDA tertiary institutions (colleges/universities)	197	38	55	608	0	0	898
Teachers holding state teaching certificates	257	26	40	1,143	0	0	1,466
Teachers holding SDA denominational teaching certificates	202	33	10	628	0	0	873
Teachers holding a degree	707	74	55	1,363	0	0	2,199
Non-teaching personnel	121	20	92	1,079	0	0	1,312



School Identifier	C I U S	N E I U S	N I U S	S I U S	A N I R	H R	T O T A L
Total number of students (opening enrollment)	12,682	1,729	2,334	39,299	0	0	56,044
SDA students (baptized or having one or both SDA parents)	3,215	589	729	1,328	0	0	5,861
Non-SDA students	9,467	1,140	1,605	37,971	0	0	50,183
Students baptized during the school year	39	47	39	169	0	0	294
Total graduates for the current year	1,015	139	453	1,547	0	0	3,154
Students enrolled in a specialized program	0	0	0	0	0	0	0

**TABLE 7 (SUD)**  
**Southern Asia Division**  
**Division Secondary School Statistics**

December 31, 2000

Schools	Students					Employees				
	Graduates	Students Baptized	SDA Students	Non-SDA Students	Total Students	SDA Teachers	Non-SDA Teachers	Total Teachers	Non-Teaching Personnel	Total Personnel
Adventist Higher Secondary School/Jowai	0	0	183	645	828	30	2	32	17	49
E D Thomas Memorial Higher Secondary School	0	0	183	508	691	16	23	39	15	54
E D Wilmott Memorial Higher Secondary School	0	0	33	540	573	19	13	32	11	43
Flaiz Memorial Higher Secondary School	0	0	434	324	758	31	8	39	19	58
James Memorial Higher Secondary School	0	0	105	460	565	19	16	35	9	44
Lowry Memorial Junior College	0	0	205	1,107	1,312	96	18	114	65	179
MCD Higher Secondary School/Surat	0	0	52	3,523	3,575	65	53	118	13	131
Raymond Memorial Higher Secondary School	0	0	178	569	747	24	6	30	10	40
SDA Higher Secondary School/Ahmedabad	0	0	48	2,106	2,154	33	32	65	34	99
SDA Higher Secondary School/Bangalore	0	0	149	784	933	85	21	106	8	114
SDA Higher Secondary School/HAL/Bangalore	0	0	41	769	810	23	11	34	18	52
SDA Higher Secondary School/Chennai	0	0	162	1,398	1,560	37	9	46	23	69
SDA Higher Secondary School/Chengalpattu	0	0	30	799	829	21	19	40	14	54
SDA Higher Secondary School/Hapur	0	0	31	929	960	25	11	36	10	46
SDA Higher Secondary School/Hosur	0	0	43	1,350	1,393	34	33	67	24	91



Schools	Students					Employees				
	Graduates	Students Baptized	SDA Students	Non-SDA Students	Total Students	SDA Teachers	Non-SDA Teachers	Total Teachers	Non-Teaching Personnel	Total Personnel
SDA Higher Secondary School/Jalahalli	0	0	71	783	854	28	11	39	13	52
SDA Higher Secondary School/Kottarakara	0	0	43	423	466	49	9	58	51	109
SDA Higher Secondary School/Kovilpatti	0	0	31	480	511	18	20	38	8	46
SDA Higher Secondary School/Kuttapuzha	0	0	33	418	451	34	12	46	26	72
SDA Higher Secondary School/Madurai	0	0	129	2,797	2,926	103	28	131	39	170
SDA Higher Secondary School/HAK/Madurai	0	0	40	1,601	1,641	70	35	105	46	151
SDA Higher Secondary School/Madurai East	0	0	20	544	564	12	18	30	9	39
SDA Higher Secondary School/JP/Madurai	0	0	17	973	990	25	19	44	5	49
SDA Higher Secondary School/Neyveli	0	0	19	852	871	16	28	44	7	51
SDA Higher Secondary School/Nuzvid	0	0	914	265	1,179	39	11	50	10	60
SDA Higher Secondary School/Panruti	0	0	27	613	640	26	14	40	14	54
SDA Higher Secondary School/Periyakulam	0	0	26	1,189	1,215	30	23	53	17	70
SDA Higher Secondary School/GN/Pondicherry	0	0	18	2,510	2,528	50	26	76	10	86
SDA Higher Secondary School/Puliengudi	0	0	17	408	425	11	13	24	11	35
SDA Higher Secondary School/Roorkee	0	0	253	381	634	20	10	30	17	47




Schools	Students					Employees				
	Graduates	Students Baptized	SDA Students	Non-SDA Students	Total Students	SDA Teachers	Non-SDA Teachers	Total Teachers	Non-Teaching Personnel	Total Personnel
SDA Higher Secondary School/Sankarankoil	0	0	43	587	630	32	12	44	8	52
SDA Higher Secondary School/Thanjavur	0	0	46	799	845	27	19	46	14	60
SDA Higher Secondary School/Tiruchengode	0	0	21	754	775	28	13	41	12	53
SDA Higher Secondary School/Tiruvalla	0	0	40	530	570	25	15	40	29	69
Spicer Memorial College Secondary School/Pune	0	0	98	267	365	14	19	33	5	38
Incomplete Secondary Schools	0	0	2,078	17,198	19,276	114	385	499	671	1,170
Total	0	0	5,861	50,183	56,044	1,329	1,015	2,344	1,312	3,656

**TABLE 8 (SUD)**  
**Southern Asia Division**  
**Summary of Division Elementary School Statistics by Union**

December 31, 2000

School Identifier	C I U S	N E I U S	N I U S	S I U S	A N I R	H R	T O T A L
Total number of schools	34	36	61	49	0	2	182
Schools supported by the church without government assistance	34	36	61	49	0	2	182
Schools with government and church support	0	0	0	0	0	0	0
Schools with Bible as a integral part of the curriculum	34	36	61	49	0	2	182
Total number of teachers	283	239	488	1,839	0	15	2,864
SDA teachers	231	195	243	1,371	0	7	2,047
Non-SDA teachers	52	44	245	468	0	8	817
Teachers who graduated from SDA tertiary institutions (colleges/universities)	231	195	49	1,371	0	1	1,847
Teachers holding state teaching certificates	28	34	53	1,441	0	6	1,562
Teachers holding SDA denominational teaching certificates	131	178	35	1,371	0	0	1,715
Teachers holding a degree	283	193	77	1,443	0	7	2,003
Non-teaching personnel	53	165	30	1,223	0	4	1,475
Total number of students (opening enrollment)	15,841	5,529	11,654	51,556	0	170	84,750
SDA students (baptized or having one or both SDA parents)	423	782	499	2,374	0	43	4,121
Non-SDA students	15,418	4,747	11,155	49,182	0	127	80,629
Students baptized during the school year	13	8	6	17	0	0	44

# Southern Asia-Pacific Division



Stephen Guptill  
Director of Education



Koh, Kang Song  
Associate Director



Martha Johnson  
Textbook Project  
Coordinator



Elva Bermudez  
Secretary



Necy Tabelisma  
Secretary



# Listing of Acronyms and Abbreviations

## Union Conference, Union Mission, Mission, Field

BAUM	-	Bangladesh Union Mission
CPUC	-	Central Philippine Union Conference
EIUC	-	East Indonesia Union Conference
MYUM	-	Myanmar Union Mission
NPUM	-	North Philippine Union Mission
SPUC	-	South Philippine Union Conference
SAUM	-	Southeast Asia Union Mission
WIUM	-	West Indonesia Union Mission
GMM	-	Guam-Micronesia Attached Mission
SLM	-	Sri Lanka Attached Mission

## College, University

AIAS	-	Adventist International Institute of Advanced Studies
AUSB	-	Adventist University and Seminary of Bangladesh
AUP	-	Adventist University of the Philippines
CPAC	-	Central Philippine Adventist College
UNAI	-	Indonesia Union College
MC	-	Mission College
UNKLAB	-	Mount Klabat College
MVC	-	Mountain View College
MUAS	-	Myanmar Union Adventist Seminary
NVC	-	Naga View College
NLAC	-	Northern Luzon Adventist College
SPAC	-	South Philippine Adventist College
SNC	-	Surya Nusantara College

**TABLE 3 (SSD)**  
**Southern Asia-Pacific Division**  
**Division Summary of Schools, Instructional Units, Teachers, and Students**

December 31, 2000

Union/ Attached Field	Number of Schools					Number of Instructional Units				
	Pri m.	Sec.	W.Tr	Tert	Totals	Prim.	Sec.	W.Tr	Tert.	Totals
BAUM	214	5	0	1	220					
CPUC	72	4	0	1	77					
EIUC	79	12	0	1	92					
MYUM	69	10	0	1	80					
NPUM	162	11	0	4	177					
SPUC	74	7	0	2	83					
SAUM	28	10	0	1	39					
WIUM	91	20	0	2	113					
GMM	13	7	0	0	20					
SLM	3	3	0	0	6					
<b>DIVISION TOTALS</b>	<b>805</b>	<b>89</b>	<b>0</b>	<b>13</b>	<b>907</b>					



Union/ Attached Field	Number of Teachers					Number of Students				
	Prim.	Sec.	W.Tr.	Tert.	Totals	Prim.	Sec.	W.Tr.	Tert.	Totals
BAUM	277	87	0	40	404	7,484	1,313	0	239	9,036
CPUC	202	63	0	35	300	6,476	1,254	0	524	8,254
EIUC	375	165	0	66	606	6,200	1,175	0	1,600	8,975
MYUM	205	151	0	25	381	4,045	1,865	0	359	6,269
NPUM	527	174	0	172	873	15,242	2,894	0	3,025	21,161
SPUC	361	101	0	136	598	10,861	1,582	0	2,306	14,749
SAUM	260	234	0	59	553	4,211	2,751	0	587	7,549
WIUM	505	303	0	99	907	7,525	3,155	0	1,771	12,451
GMM	93	43	0	0	136	1,677	654	0	0	2,331
SLM	75	95	0	0	170	2,026	815	0	0	2,841
DIVISION TOTALS	2,880	1,416	0	632	4,928	65,747	17,458	0	10,411	93,616

### Division Summary

Total Schools	<u>907</u>
Total Instructional Units	<u>4,928</u>
Total Teachers	<u>93,616</u>
Total Students	

TABLE 4 (SSD)  
Southern Asia-Pacific Division  
Summary of Tertiary School Statistics by Institution  
December 31, 2000

School Identifier	A I I A S	A U P	A U S B	C P A C	U N A I	M C	M V C	M U A S	N L A C	N V C	S P A C	S N C	U N K L A B	T O T A L
Accredited by Adventist Accred. Association	1	1	1	1	1	1	1	1	1	1	1	1	1	
Total number of teachers	37	72	40	35	76	59	91	25	46	17	45	23	66	632
SDA teachers	37	72	39	35	65	39	91	25	45	17	45	21	64	595
Non-SDA teachers	0	0	1	0	11	20	0	0	1	0	0	2	2	37
Teachers who graduated from SDA tertiary institutions	27	64	25	32	47	54	76	22	30	16	31	16	36	476
Non-teaching personnel	75	175	10	24	40	90	86	9	20	1	12	6	37	585
Total number of students (opening enrollment)	157	2,038	239	524	1,563	587	1,560	359	625	205	746	208	1,600	10,411
SDA students (baptized or having one or both SDA parents)	155	1,038	138	501	1,311	204	1,508	337	545	189	590	203	922	7,641
Non-SDA students	2	1,000	101	23	252	383	52	22	80	16	156	5	678	2,770
Students baptized during the school year	0	2	5	18	47	24	19	0	20	9	20	44	56	264
Students enrolled in theology/religion	60	105	18	84	139	27	197	51	48	37	61	131	231	1,189
Students enrolled in education/teaching	33	264	28	92	32	24	460	135	228	145	165	0	113	1,719

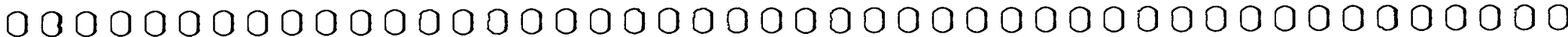


School Identifier	A I I A S	A U P	B A S C	C P A C	U N A I	M C	M V C	M U A S	N L A C	N V C	S P A C	S N C	U N K L A B	T O T A L
Students enrolled in business/ accounting/ marketing/office administration	31	555	124	184	747	177	447	50	159	0	122	55	1,040	3,691
Students enrolled in humanities and arts (languages/music/art/etc.)	0	97	0	0	0	105	13	0	24	0	0	0	0	239
Students enrolled in natural and pure sciences (math/biology/chemistry/etc.)	0	115	0	0	70	7	40	0	18	0	0	2	0	252
Students enrolled in health (nursing/medicine/physical therapy/etc.)	9	533	2	107	478	215	243	0	52	0	0	0	0	1,639
Students enrolled in applied science (vocational/technical)	0	46	0	19	0	30	88	0	6	9	0	0	0	198
Students enrolled in social science (history/psychology/etc.)	0	90	0	0	0	0	0	0	13	0	0	0	0	103
Students enrolled in other	24	233	67	38	97	2	72	123	77	14	398	20	216	1,381
Total number of graduates	60	273	10	75	242	99	231	291	112	2	80	49	93	1,617



**TABLE 5 (SSD)**  
**Southern Asia-Pacific Division**  
**Summary of Division Worker-Training School Statistics by Union**  
**December 31, 2000**

School Identifier	B A U M	C P U C	E I U M	M Y U M	N P U M	S P U C	S A U M	S L M	W I U M	G M M	T O T A L
Total number of schools											
Schools supported by the church without government assistance											
Schools with government and church support											
Schools with Bible as an integral part of the curriculum											
Total number of teachers											
SDA teachers											
Non-SDA teachers											
Teachers who graduated from SDA tertiary institutions (colleges/universities)											
Teachers holding state teaching certificates											
Teachers holding SDA denominational teaching certificates											
Teachers holding a degree											
Non-teaching personnel											
Total number of students (opening enrollment)											
SDA students (baptized or having one or both SDA parents)											
Non-SDA students											



School Identifier	B A U M	C P U C	E I U M	M Y U M	N P U M	S P U C	S A U M	S L M	W I U M	G M M	T O T A L
Students baptized during the school year											
Students enrolled in ministerial/Bible program											
Students enrolled in teacher training program											
Students enrolled in business/accounting program											
Students enrolled in nurses' training program											
Students enrolled in vocational/technical program											
Students enrolled in other programs											
Graduates from worker-training programs											

**TABLE 6 (SSD)**  
**Southern Asia-Pacific Division**  
**Summary of Division Secondary School Statistics by Union**  
**December 31, 2000**

School Identifier	B A U M	C P U C	E I U C	M Y U M	N P U M	S P U C	S A U M	W I U M	G M M	S L M	T O T A L
Total number of schools	5	4	12	10	11	7	10	20	7	3	89
Schools supported by the church without government assistance	5	4	0	10	11	7	8	20	1	0	66
Schools with government and church support	0	0	12	0	0	0	2	0	6	3	23
Schools with Bible as an integral part of the curriculum	5	4	12	10	11	7	9	20	7	3	89
Boarding schools	5	3	4	9	6	7	6	3	0	1	44
SDA accredited schools	3	3	6	3	11	5	7	14	7	1	60
Total number of teachers	87	63	165	151	174	101	234	303	43	95	1,416
SDA teachers	82	63	143	140	174	101	184	247	43	33	1,210
Non-SDA teachers	5	0	22	11	0	0	50	56	0	62	206
Teachers who graduated from SDA tertiary institutions (colleges/universities)	76	58	67	90	148	90	116	81	23	3	752
Teachers holding state teaching certificates	41	42	86	20	104	66	45	217	18	31	670
Teachers holding SDA denominational teaching certificates	20	46	60	0	122	34	101	217	41	0	641



School Identifier	B A U M	C P U C	E I U C	M Y U M	N P U M	S P U C	S A U M	W I U M	G M M	S L M	T O T A L
Teachers holding a degree	0	63	188	110	170	84	156	217	21	4	1,013
Non-teaching personnel	32	11	38	3	23	20	67	30	14	42	280
Total number of students (opening enrollment)	1,313	1,254	1,175	1,865	2,894	1,582	2,751	3,155	654	815	17,458
SDA students (baptized or having one or both SDA parents)	840	872	944	1,240	1,988	1,302	828	1,932	104	104	10,154
Non-SDA students	473	382	231	625	906	280	1,923	1,223	550	711	7,304
Students baptized during the school year	36	57	75	276	126	97	82	195	11	26	981
Total graduates for the current year	0	326	360	142	717	419	455	1,013	124	115	3,671
Students enrolled in a specialized program	0	0	245	0	0	200	524	0	0	168	1,137

**TABLE 7 (SSD)**  
**Southern Asia-Pacific Division**  
**Division Secondary School Statistics**

December 31, 2000

Schools	Students					Employees				
	Graduates	Students Baptized	SDA Students	Non-SDA Students	Total Students	SDA Teachers	Non-SDA Teachers	Total Teachers	Non-Teaching Personnel	Total Personnel
Adventist Ekami School	32	4	22	151	173	20	14	34	13	47
Adventist University of the Philippines Academy	112	6	282	176	458	19	0	19	5	24
Adventist Univ. & Sem. Of Bangladesh Academy	0	6	101	124	225	20	3	23	14	37
Baesa Adventist Academy	70	0	185	98	283	18	0	18	0	18
Balikpapan Academy	35	9	63	55	118	10	4	14	1	15
Bandung Academy	52	2	71	73	144	8	4	12	2	14
Central Luzon Adventist Academy	30	10	119	6	125	11	0	11	2	13
Chiangmai Adventist Academy	61	24	131	182	313	18	1	19	4	23
Chuuk SDA School	12	0	17	51	68	6	0	6	3	9
Cimindi Academy	58	3	118	27	145	11	2	13	2	15
Conception Academy	21	0	29	85	114	8	0	8	0	8
East Java Academy	110	27	247	55	302	22	3	25	2	27
East Visayan Academy	140	25	308	240	548	21	0	21	4	25



Schools	Students					Employees				
	Graduates	Students Baptized	SDA Students	Non-SDA Students	Total Students	SDA Teachers	Non-SDA Teachers	Total Teachers	Non-Teaching Personnel	Total Personnel
Ebeye Adventist Academy	19	0	15	138	153	6	0	6	2	8
Ekamai International School	81	0	37	854	891	40	15	55	24	79
Goshen Adventist Secondary School	78	8	163	87	250	16	0	16	2	18
Guam Adventist Academy	9	0	29	13	42	8	0	8	2	10
Irian Jaya Academy	28	15	52	32	84	11	1	12	4	16
Jakarta Academy	61	11	159	43	202	18	2	20	2	22
Kalay Adventist Seminary	34	0	262	91	353	16	3	19	0	19
Kellogg-Mookerjee School	0	12	258	91	349	15	2	17	18	35
Klabat Academy	74	4	244	29	273	20	0	20	0	20
Lakpahana Adventist College High School	35	20	69	89	158	16	4	20	24	44
Lipa Adventist Academy	87	3	240	95	335	20	0	20	3	23
Maluku Academy	4	0	12	0	12	10	0	10	0	10
Marshall Island Adventist Academy	25	6	11	133	144	6	0	6	2	8
Matutum View Academy	77	19	237	37	274	18	0	18	5	23
Medan Academy	78	3	148	29	177	8	8	16	2	18

Schools	Students					Employees				
	Graduates	Students Baptized	SDA Students	Non-SDA Students	Total Students	SDA Teachers	Non-SDA Teachers	Total Teachers	Non-Teaching Personnel	Total Personnel
Mindanao Mission Academy	70	11	225	47	272	18	0	18	3	21
Monosapara Adventist Academy	0	9	145	185	330	15	0	15	0	15
Mountain View College Academy	32	17	105	20	125	8	0	8	1	9
Naga View Academy	50	9	123	45	168	9	0	9	2	11
Negros Mission Academy	80	19	227	61	288	14	0	14	0	14
North Sulawesi Academy	53	19	157	44	201	21	0	21	22	43
North Sumatra Academy	63	12	147	32	179	9	2	11	1	12
Northeast Luzon Academy	84	16	211	150	361	25	0	25	3	28
Northern Luzon Academy	116	35	311	124	435	25	0	25	5	30
Nusa Tenggara Academy	54	8	24	71	95	8	2	10	1	11
Palau Mission Academy	12	0	17	51	68	6	0	6	3	9
Palawan Adventist Academy	41	20	133	49	182	13	0	13	1	14
Palu Academy	22	2	42	7	49	16	3	19	1	20
Pasay City Academy	76	21	235	45	280	18	0	18	2	20
Permatang Siantar Academy	62	16	211	32	243	18	2	20	2	22
Pohnpei Adventist High School	38	3	10	127	137	6	0	6	2	8
Sabah Adventist Secondary School	113	22	189	158	347	17	0	17	3	20
Salemba Academy	60	17	220	106	326	20	2	22	2	24
San Yu Adventist School	67	1	33	203	236	18	4	22	8	30

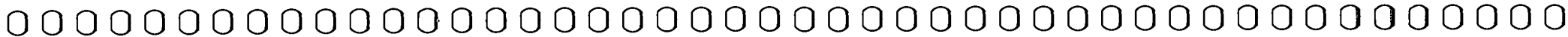


Schools	Students					Employees				
	Graduates	Students Baptized	SDA Students	Non-SDA Students	Total Students	SDA Teachers	Non-SDA Teachers	Total Teachers	Non-Teaching Personnel	Total Personnel
Semarang Academy	34	2	25	61	86	5	4	9	1	10
South Philippine Adv. Coll. Academy	96	19	236	96	332	22	0	22	7	29
Sumbul Academy	70	21	44	184	228	12	2	14	2	16
Sunny Hill College	0	1	55	160	215	28	10	38	8	46
Surabaya Academy	20	17	80	12	92	10	2	12	2	14
Tirad View Academy	30	6	120	33	153	8	0	8	0	8
Toraja View Academy	18	18	86	20	106	12	0	12	2	14
Upper Myanmar	31	0	135	152	287	13	1	14	0	14
Veteran Academy	48	6	18	64	82	20	1	21	2	23
West Visayan Academy	65	6	196	30	226	16	0	16	3	19
Western Mindanao Academy	63	1	174	41	215	15	0	15	0	15
Yangoon Adventist Seminary	8	49	105	8	113	12	0	12	0	12
Yap SDA High School	9	2	5	37	42	5	0	5	0	5
Unaccredited and Incomplete Schools	663	359	2,481	1,765	4,246	328	105	433	49	482
Totals	3,671	981	10,154	7,304	17,458	1,210	206	1,416	280	1,696



**TABLE 8 (SSD)**  
**Southern Asia-Pacific Division**  
**Summary of Division Elementary School Statistics by Union**  
**December 31, 2000**

School Identifier	B A U M	C P U M	E I U M	M Y U M	N P U M	S P U C	S A U M	W I U M	G M M	S L M	T O T A L
Total number of schools	214	72	79	69	162	74	28	91	13	3	805
Schools supported by the church w/o gov't assistance	214	72	1	69	162	74	26	91	12	3	724
Schools with government and church support	0	0	78	0	0	0	2	0	1	0	81
Schools w/Bible as a integral part of the curriculum	214	72	79	69	162	74	28	91	13	3	805
Total number of teachers	277	202	375	205	527	361	260	505	93	75	2,880
SDA teachers	275	202	340	177	527	361	226	505	90	28	2,731
Non-SDA teachers	2	0	35	28	0	0	34	0	3	47	149
Teachers who grad. from SDA tertiary institutions	43	133	36	64	448	286	153	272	23	17	1,475
Teachers holding state teaching certificates	40	143	135	12	439	219	80	493	27	54	1,642
Teachers holding SDA denom'l teaching certificates	25	108	113	0	518	145	97	369	67	2	1,444
Teachers holding a degree	0	202	204	80	527	348	68	349	30	8	1,816
Non-teaching personnel	0	6	26	0	7	0	42	48	21	19	169
Total number of students (opening enrollment)	7,484	6,476	6,200	4,045	15,242	10,861	4,211	7,525	1,677	2,026	65,747
SDA students (baptized or one/ both SDA parents)	2,591	3,283	3,374	1,080	6,412	6,127	1,207	4,232	159	87	28,552
Non-SDA students	4,893	3,193	2,826	2,965	8,830	4,734	3,004	3,293	1,518	1,939	37,195
Students baptized during the school year	25	108	113	0	518	145	97	369	67	2	1,444



[illegible]

**Esti Pujic**  
Secretary

# Listing of Acronyms and Abbreviations

## Union Conference, Union Mission, Mission, Field

AUC	-	Adriatic Union Conference
BAUC	-	Baltic Union Conference
BUC	-	British Union Conference
DUC	-	Danish Union of Churches
FUC	-	Finland Union Conference
HUC	-	Hungarian Union Conference
MEU	-	Middle-East Union Mission
NUC	-	Netherlands Union Conference
NORUC	-	Norwegian Union Conference
PKU	-	Pakistan Union Section
PUC	-	Polish Union Conference
SEEUC	-	South-East European Union Conference
SUC	-	Swedish Union Conference
GM	-	Greek Mission
IC	-	Iceland Conference
IF	-	Israel Field

## College, University

AUC	-	Adriatic Union College
BTS	-	Belgrade Theological Seminary
DJC	-	Danish Junior College
HTS	-	Hungarian Theological Seminary
MEC	-	Middle East College
NC	-	Newbold College
PAS	-	Pakistan Adventist Seminary
PSS	-	Polish Spiritual Seminary
SAS	-	Sudan Adventist Seminary



**TABLE 3 (TED/Unions)**  
**Trans-European Division**  
**Division Summary of Schools and Instructional Units by Union**

December 31, 2000

Union/ Attached Field	Number of Schools					Number of Instructional Units				
	Prim.	Sec.	W.Tr.	Tert.	Totals	Prim.	Sec.	W.Tr.	Tert.	Totals
AUC	0	1	0	1	2					
BAUC	1	0	0	0	1					
BUC	9	3	0	1	13					
DUCh	7	7	0	1	15					
FUC	4	1	0	0	5					
HUC	0	0	0	1	1					
MEU	23	6	0	2	31					
NUC	1	0	0	0	1					
NORUC	11	1	0	0	12					
PKU	16	1	1	1	19					
PUC	0	0	1	1	2					
SEEUC	0	0	0	1	1					
SUC	1	1	0	0	2					
IC	1	1	0	0	2					
<b>DIVISION TOTALS</b>	<b>74</b>	<b>22</b>	<b>2</b>	<b>9</b>	<b>107</b>					

**TABLE 3 (TED/Unions)**  
**Trans-European Division**  
**Division Summary of Teachers and Students by Union**

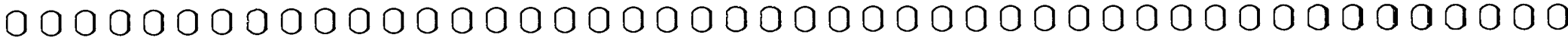
December 31, 2000

Union/ Attached Field	Number of Teachers					Number of Students				
	Prim.	Sec.	W.Tr.	Tert.	Totals	Prim.	Sec.	W.Tr.	Tert.	Totals
AUC	0	36	0	21	57	0	107	0	24	131
BAUC	0	0	0	0	0	0	0	0	0	0
BUC	52	45	0	36	133	696	460	0	346	1,502
DUCh	54	16	0	21	91	455	153	0	83	691
FUC	15	13	0	0	23	138	138	0	0	276
HUC	0	0	0	6	6	0	0	0	74	74
MEU	261	71	0	24	356	6,843	532	0	179	7,584
NUC	12	0	0	0	12	230	0	0	0	230
NORUC	116	20	0	0	136	569	154	0	0	723
PKU	68	10	10	19	107	1,904	110	103	120	2,237
PUC	0	0	3	3	6	0	0	15	15	30
SEEUC	0	0	0	24	24	0	0	0	56	56
SUC	13	16	0	0	29	140	170	0	0	310
IC	7	9	0	0	16	36	25	0	0	61
Division Totals	598	236	13	154	1,001	11,011	1,879	118	897	13,905

Division Summary

Totals Schools  
Total Teachers  
Total Students

107  
1,001  
13,905



**TABLE 4 (TED)**  
**Trans-European Division**  
**Summary of Tertiary School Statistics by Institution**

December 31, 2000

School Identifier	A U C	B T S	D J C	H T S	M E C	N C	P A S	P S S	S A S	T O T A L
Accredited by Adventist Accrediting Association	1	1	1	1	1	1	1	1	1	
Total number of teachers	21	24	21	6	22	36	19	3	2	154
SDA teachers	21	22	12	6	13	34	19	3	2	132
Non-SDA teachers	0	2	9	0	9	2	0	0	0	22
Teachers who graduated from SDA tertiary institutions (colleges/universities)	14	10	0	6	11	23	15	3	2	84
Non-teaching personnel	2	13	0	2	11	37	24	3	0	920
Total number of students (opening enrollment)	24	56	83	74	167	346	120	15	12	897
SDA students (baptized or having one or both SDA parents)	24	56	61	64	24	323	120	15	12	699
Non-SDA students	0	0	22	10	143	23	0	0	0	198
Students baptized during the school year	0	0	8	4	0	1	17	0	0	30
Students enrolled in theology/religion	24	56	0	10	2	114	25	15	12	258
Students enrolled in education/teaching	0	0	0	64	8	29	9	0	0	110
Students enrolled in business/accounting/marketing/office/ administration	0	0	0	0	144	39	65	0	0	248

School Identifier	A U C	B T S	D J C	H T S	M E C	N C	P A S	P S S	S A S	T O T A L
Students enrolled in humanities and arts (languages/music/art/etc.)	0	0	35	0	0	44	0	0	0	79
Students enrolled in natural and pure sciences (math/biology/chemistry/etc.)	0	0	48	0	0	0	0	0	0	48
Students enrolled in health (nursing/medicine/physical therapy/etc.)	0	0	0	0	0	0	0	0	0	0
Students enrolled in applied science (vocational/technical)	0	0	0	0	0	0	0	0	0	0
Students enrolled in social science (history/psychology/etc.)	0	0	0	0	0	44	0	0	0	44
Students enrolled in other	0	0	0	0	13	76	21	0	0	110
Total number of graduates	8	16	24	19	36	47	30	0	0	180



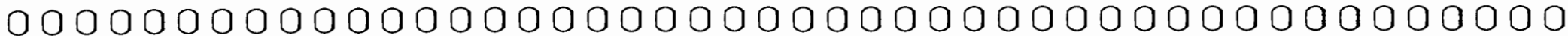
TABLE 5 (TED/Unions)  
Trans-European Division  
Summary of Division Worker-Training School Statistics by Union

December 31, 2000

School Identifier	B A U C	B U C	D U C	F U C	H U C	M E U	N U C	N O R U C	P K U	P U C	S E E U C	T O T A L
Total number of schools	-	-	-	-	-	-	-	-	1	1	-	2
Schools supported by the church without government assistance	-	-	-	-	-	-	-	-	1	0	-	1
Schools with government and church support	-	-	-	-	-	-	-	-	0	1	-	1
Schools with Bible as an integral part of the curriculum	-	-	-	-	-	-	-	-	1	1	-	2
Total number of teachers	-	-	-	-	-	-	-	-	10	3	-	13
SDA teachers	-	-	-	-	-	-	-	-	4	3	-	7
Non-SDA teachers	-	-	-	-	-	-	-	-	6	0	-	6
Teachers who graduated from SDA tertiary institutions colleges/universities)	-	-	-	-	-	-	-	-	1	3	-	4
Teachers holding state teaching certificates	-	-	-	-	-	-	-	-	10	3	-	13
Teachers holding SDA denominational teaching certificates	-	-	-	-	-	-	-	-	1	3	-	4
Teachers holding a degree	-	-	-	-	-	-	-	-	10	0	-	10
Non-teaching personnel	-	-	-	-	-	-	-	-	4	3	-	7
Total number of students (opening enrollment)	-	-	-	-	-	-	-	-	103	15	-	118
SDA students (baptized or having one or both SDA parents)	-	-	-	-	-	-	-	-	50	15	-	65
Non-SDA students	-	-	-	-	-	-	-	-	53	0	-	53



School Identifier	B A U C	B U C	D U C	F U C	H U C	M E U	N U C	N O R U C	P K U	P U C	S E E U C	T O T A L
Students baptized during the school year	-	-	-	-	-	-	-	-	-	-	-	-
Students enrolled in ministerial/Bible program	-	-	-	-	-	-	-	-	1	15	-	16
Students enrolled in teacher training program	-	-	-	-	-	-	-	-	1	0	-	1
Students enrolled in business/accounting program	-	-	-	-	-	-	-	-	1	0	-	1
Students enrolled in nurses' training program	-	-	-	-	-	-	-	-	100	0	-	100
Students enrolled in vocational/technical program	-	-	-	-	-	-	-	-	0	0	-	0
Students enrolled in other programs	-	-	-	-	-	-	-	-	0	0	-	-
Graduates from worker-training programs	-	-	-	-	-	-	-	-	31	0	-	31



**TABLE 6 (TED/Unions)**  
**Trans-European Division**  
**Summary of Division Secondary School Statistics by Union**

December 31, 2000

School Identifier	A U C	B U C	D U C h	F U C	I C	M E U	N O R U C	P K U	S U C	T O T A L
Total number of schools	1	3	7	1	1	6	1	1	1	22
Schools supported by the church without government assistance	1	1	2	0	0	6	0	1	0	12
Schools with government and church support	0	2	5	1	1	0	1	0	1	10
Schools with Bible as an integral part of the curriculum	1	3	4	1	-	4	1	1	1	17
Boarding schools	1	1	1	1	-	2	0	1	1	8
SDA accredited schools	1	2	0	1	-	4	0	1	1	10
Total number of teachers	36	45	16	13	9	71	20	10	16	236
SDA teachers	11	39	15	13	5	29	20	8	14	154
Non-SDA teachers	25	6	1	0	4	42	0	2	2	82
Teachers who graduated from SDA tertiary institutions (colleges/universities)	2	12	0	0	0	21	5	6	4	53
Teachers holding state teaching certificates	34	27	6	11	0	30	19	4	11	150
Teachers holding SDA denominational teaching certificates	6	18	0	0	0	5	0	6	2	37

School Identifier	A U C	B U C	D U C h	F U C	I C	M E U	N O R U C	P K U	S U C	T O T A L
Teachers holding a degree	36	24	6	11	0	49	20	4	16	174
Non-teaching personnel	5	19	16	11	0	9	22	0	7	92
Total number of students (opening enrollment)	107	460	153	138	25	562	154	110	170	1,879
SDA students (baptized or having one or both SDA parents)	63	214	38	89	8	102	90	30	41	675
Non-SDA students	44	246	115	49	17	460	64	80	129	1,204
Students baptized during the school year	7	10	3	9	0	1	7	0	2	43
Total graduates for the current year	13	65	85	23	0	77	60	0	36	369
Students enrolled in a specialized program	0	15	0	0	0	0	0	0	0	15

**TABLE 7 (TED)**  
**Trans-European Division**  
**Division Secondary School Statistics**

December 31, 2000

Schools	Students					Employees				
	Graduates	Students Baptized	SDA Students	Non-SDA Students	Total Students	SDA Teachers	Non-SDA Teachers	Total Teachers	Non-Teaching Personnel	Total Personnel
Adventist Seminary of Marusevec -AUC	13	7	63	44	107	11	25	36	5	41
Amman Adventist Secondary School -MEU	11	0	7	54	61	1	9	10	0	10
Ayira Vocational School-MEU	0	0	60	115	175	5	3	8	5	13
Boucherich Adventist Secondary School -MEU	11	0	6	87	93	5	12	17	0	17
Danish Junior College (Vejlefjordskolen) -DUC	28	0	14	36	50	15	1	16	16	32
Eden High -BUC	0	7	11	4	15	6	0	6	3	9
Finland Junior College (Toivonlinna) -FUC	23	9	89	49	138	13	0	13	11	24
John Loughborough School -BUC	47	2	134	171	305	17	5	22	5	27
Iceland Secondary School-IC	10	4	8	17	25	5	4	9	3	12
Jerslev-Oestervnaa Secondary School-DUC	4	0	3	5	8	0	0	0	0	0
Mousietbe Adventist Secondary School -MEU	47	1	5	189	194	11	18	29	0	29
Naerum Adventist Secondary School -DUC	9	2	6	4	10	0	0	0	0	0
Nile Union Academy -MEU	8	0	24	15	39	7	0	7	4	11
Norwegian Junior College (Tyrifjord) -NORUC	60	7	90	64	154	20	0	20	22	42
Pakistan Adventist Middle Seminary -PkII	0	0	30	80	110	8	2	10	0	10

Schools	Students					Employees				
	Graduates	Students Baptized	SDA Students	Non-SDA Students	Total Students	SDA Teachers	Non-SDA Teachers	Total Teachers	Non-Teaching Personnel	Total Personnel
Ringsted Adventist Secondary School -DUC	7	0	4	12	16	0	0	0	0	0
Roskilde Private School - DUC	6	1	1	13	14	0	0	0	0	0
South Sudan Adventist Academy -MEU	0	0	0	0	0	0	0	0	0	0
Stanborough School -BUC	18	1	69	71	140	16	1	17	11	28
Svanevej Adventist Secondary School -DUC	2	0	0	2	2	0	0	0	0	0
Swedish Junior College (Ekebyholm) -SUC	36	2	41	129	170	14	2	16	7	23
Vejlefjordskolen Boarding School-DUC	29	0	10	43	53	0	0	0	0	0
Totals	369	43	675	1,204	1,879	154	82	236	92	328

**TABLE 8 (TED/Unions)**  
**Trans-European Division**  
**Summary of Division Elementary School Statistics by Union**  
**December 31, 2000**

School Identifier	B A U C	B U C	D U C h	F U C	M E U	N U C	N O R U C	P K U	S U C	I C		T O T A L
Total number of schools	1	9	7	4	23	1	11	16	1	1		74
Schools supported by the church without government assistance	1	9	0	0	23	0	1	16	0	0		50
Schools with government and church support	0	0	7	4	0	1	10	0	1	1		24
Schools with Bible as a integral part of the curriculum	0	8	7	4	22	1	10	16	1	1		70
Total number of teachers	0	52	54	15	261	12	116	68	13	7		598
SDA teachers	0	44	45	14	147	4	96	58	11	3		422
Non-SDA teachers	0	8	9	1	114	8	20	10	2	4		176
Teachers who graduated from SDA tertiary institutions (colleges/universities)	0	8	2	0	13	0	15	22	1	3		67
Teachers holding state teaching certificates	0	40	44	8	89	12	87	26	8	7		321
Teachers holding SDA denominational teaching certificates	0	4	1	0	23	0	6	17	0	0		51
Teachers holding a degree	0	31	44	9	77	0	80	30	10	7		288
Non-teaching personnel	0	30	10	5	8	2	16	7	3	3		84
Total number of students (opening enrollment)	0	696	455	138	6,843	230	569	1,904	140	36		11,011
SDA students (baptized or having one or both SDA parents)	0	310	86	97	3,154	30	274	865	35	14		4,865
Non-SDA students	0	386	369	41	3,689	200	296	1,039	105	22		6,146
Students baptized during the school year	0	2	0	6	0	0	8	0	0	0		16

# Southern Africa Union Conference



Director



T. Nkuna  
Secretary

# List of Acronyms and Abbreviations

## Union Conference, Union Mission, Mission, Field

SAU            -        Southern Africa Union Conference

## College, University

BC            -        Bethel College

HC            -        Helderberg College



**TABLE 3 (AF)**  
**Southern Africa Union Conference**  
**Union Summary of Schools, Instructional Units, Teachers, and Students**

December 31, 2000

Union/ Attached Field	Number of Schools					Number of Instructional Units				
	Prim.	Sec.	W.Tr.	Tert.	Totals	Prim.	Sec.	W.Tr.	Tert.	Totals
SAU	23	10	0	2	35					
UNION TOTALS	23	10	0	2	35					



Union/ Attached Field	Number of Teachers					Number of Students				
	Prim.	Sec.	W.Tr.	Tert.	Totals	Prim.	Sec.	W.Tr.	Tert.	Totals
SAU	188	118	0	50	356	5,253	2,048	0	314	7,615
UNION TOTALS	188	118	0	50	356	5,253	2,048	0	314	7,615

## Union Summary

Total Schools	<u>35</u>
Total Instructional Units	<u>356</u>
Total Teachers	<u>7,615</u>
Total Students	

**TABLE 4 (AF)**  
**Southern Africa Union Conference**  
**Summary of Tertiary School Statistics by Institution**

December 31, 2000

School Identifier	B C	H C			T O T A L
Accredited by Advewntist Accrediting Association	-	1			
Total number of teachers	14	50			64
SDA teachers	14	48			62
Non-SDA teachers	0	2			2
Teachers who graduated from SDA tertiary institutions (colleges/universities)	5	24			29
Non-teaching personnel	10	29			39
Total number of students (opening enrollment)	67	247			314
SDA students (baptized or having one or both SDA parents)	20	156			176
Non-SDA students	47	91			138
Students baptized during the school year	0	0			0
Students enrolled in theology/religion	0	40			40
Students enrolled in education/teaching	0	0			0
Students enrolled in business/accounting/marketing/office administration	57	115			172

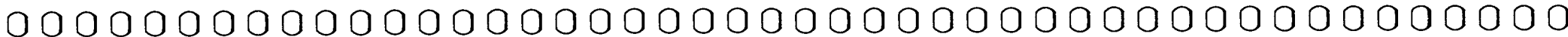


School Identifier	B C	H C			T O T A L
Students enrolled in humanities and arts (languages/music/art/etc.)	0	87			87
Students enrolled in natural and pure sciences (math/biology/chemistry/etc.)	0	0			0
Students enrolled in health (nursing/medicine/physical therapy/etc.)	0	4			4
Students enrolled in applied science (vocational/technical)	10	0			10
Students enrolled in social science (history/psychology/etc.)	0	0			0
Students enrolled in other	0	1			1
Total number of graduates	67	74			141

**TABLE 5 (AF)**  
**Southern Africa Union Conference**  
**Summary of Division Worker-Training School Statistics by Union**

December 31, 2000

School Identifier	S A U					T O T A L
Total number of schools						
Schools supported by the church without government assistance						
Schools with government and church support						
Schools with Bible as an integral part of the curriculum						
Total number of teachers						
SDA teachers						
Non-SDA teachers						
Teachers who graduated from SDA tertiary institutions (colleges/universities)						
Teachers holding state teaching certificates						
Teachers holding SDA denominational teaching certificates						
Teachers holding a degree						
Non-teaching personnel						
Total number of students (opening enrollment)						
SDA students (baptized or having one or both SDA parents)						
Non-SDA students						
Students baptized during the school year						



School Identifier	S A U					T O T A L
Students enrolled in ministerial/Bible program						
Students enrolled in teacher training program						
Students enrolled in business/accounting program						
Students enrolled in nurses' training program						
Students enrolled in vocational/technical program						
Students enrolled in other programs						
Graduates from worker-training programs						

**TABLE 6 (AF)**  
**Southern Africa Union Mission**  
**Summary of Division Secondary School Statistics by Union**

December 31, 2000

School Identifier	S A U					T O T A L
Total number of schools	10					10
Schools supported by the church without government assistance	1					1
Schools with government and church support	9					9
Schools with Bible as an integral part of the curriculum	10					10
Boarding schools	5					5
SDA accredited schools	3					3
Total number of teachers	118					118
SDA teachers	79					79
Non-SDA teachers	39					39
Teachers who graduated from SDA tertiary institutions (colleges/universities)	20					20
Teachers holding state teaching certificates	67					67
Teachers holding SDA denominational teaching certificates	28					28
Teachers holding a degree	48					48
Non-teaching personnel	28					28



School Identifier	S A U					T O T A L
Total number of students (opening enrollment)	2,048					2,048
SDA students (baptized or having one or both SDA parents)	877					877
Non-SDA students	1,171					1,171
Students baptized during the school year	12					12
Total graduates for the current year	297					297
Students enrolled in a specialized program	0					0



**TABLE 7 (AF)**  
**Southern Africa Union Conference**  
**Division Secondary School Statistics**

December 31, 2000

Schools	Students					Employees				
	Graduates	Students Baptized	SDA Students	Non-SDA Students	Total Students	SDA Teachers	Non-SDA Teachers	Total Teachers	Non-Teaching Personnel	Total Personnel
Adventville High School	20	0	368	32	400	5	9	14	3	17
Emmanuel Mission School	64	5	64	261	325	5	12	17	10	27
Good Hope High School	25	0	169	69	238	11	1	12	3	15
Helderberg High School	27	4	75	57	132	16	0	16	3	19
Maresda Christian Academy	17	0	17	57	74	4	1	5	1	6
Mbukwane High School	57	0	12	257	269	5	13	18	1	19
Sedaven High School	20	0	78	34	112	13	0	13	7	20
Incomplete Secondary Schools	67	3	94	404	498	20	3	23	0	23
Totals	297	12	877	1,171	2,048	79	39	118	28	146

TABLE 8 (AF)  
Southern Africa Union Conference  
Summary of Division Elementary School Statistics by Union

December 31, 2000

School Identifier	S A U					T O T A L
Total number of schools	23					23
Schools supported by the church without government assistance	1					1
Schools with government and church support	22					22
Schools with Bible as a integral part of the curriculum	23					23
Total number of teachers	188					188
SDA teachers	151					151
Non-SDA teachers	37					37
Teachers who graduated from SDA tertiary institutions (colleges/universities)	35					35
Teachers holding state teaching certificates	67					67
Teachers holding SDA denominational teaching certificates	28					28
Teachers holding a degree	48					48
Non-teaching personnel	26					26
Total number of students (opening enrollment)	5,253					5,253
SDA students (baptized or having one or both SDA parents)	1,508					1,508
Non-SDA students	3,745					3,745
Students baptized during the school year	7					7

## Section III

# Trends in SDA Education

December 31, 2000



Table 10  
General Conference of Seventh-day Adventists  
GC Trends in the Number of Primary and Secondary Schools  
December 31, 2000

Division/ Attached Union	Elementary Schools					Secondary Schools				
	1996	1997	1998	1999	2000	1996	1997	1998	1999	2000
Africa-Indian Ocean Division	554	608	641	765	836	80	54	114	173	147
East Africa Division	213	281	284	288	283	90	89	90	88	88
Euro-Africa Division	15	12	10	14	14	14	15	15	15	23
Euro-Asia Division	6	5	7	7	7	0	2	0	0	0
Inter-America Division	540	532	601	630	638	208	214	235	253	251
North American Division	1,011	994	974	965	941	106	108	109	112	113
Northern Asia-Pacific Division	(691)	23	21	21	22	(91)	15	17	17	17
South American Division	855	732	712	654	746	149	160	174	189	212
South Pacific Division	254	236	241	251	238	49	53	44	42	42
Southern Asia Division	156	175	175	182	182	130	110	110	112	112
Southern Asia-Pacific Division	691	684	703	723	805	91	82	82	85	89
Trans-European Division	75	58	57	74	74	13	14	14	19	22
Southern Africa Union	25	24	24	24	23	12	11	10	10	10
World Total	4,395	4,364	4,450	4,598	4,809	942	927	1,014	1,115	1,126

**Table 11**  
**General Conference of Seventh-day Adventists**  
**GC Trends in the Number of Worker-Training and Tertiary Schools**

December 31, 2000

Division/ Attached Union	Worker Training Schools					Tertiary Schools				
	1996	1997	1998	1999	2000	1996	1997	1998	1999	2000
Africa-Indian Ocean Division	0	1	1	1	2	8	8	6	7	6
East Africa Division	7	8	8	9	9	5	5	5	5	5
Euro-Africa Division	6	9	8	7	7	8	8	8	8	8
Euro-Asia Division	0	0	0	0	0	1	2	2	2	2
Inter-America Division	0	0	0	0	0	10	10	10	10	10
North American Division	0	0	0	0	0	15	15	15	15	15
Northern Asia-Pacific Division	0	0	0	0	0	(18)	4	6	6	6
South American Division	11	9	9	9	5	10	9	10	11	10
South Pacific Division	2	2	2	2	2	4	4	4	4	4
Southern Asia Division	5	6	6	8	8	1	1	1	4	4
Southern Asia-Pacific Division	0	0	0	0	0	18	14	13	14	13
Trans-European Division	0	1	2	2	2	7	7	7	7	9
Southern Africa Union	0	0	0	0	0	2	2	2	2	2
World Total	31	36	36	38	35	87	89	90	95	94

Table 12  
General Conference of Seventh-day Adventists  
GC Trends in the Number of Primary and Secondary Teachers

December 31, 2000

Division/ Attached Union	Elementary Teachers					Secondary Teachers				
	1996	1997	1998	1999	2000	1996	1997	1998	1999	2000
Africa-Indian Ocean Division	3,853	4,335	4,668	5,517	6,053	572	552	1,234	1,133	1,420
East Africa Division	1,917	2,370	2,151	2,607	2,538	1,140	1,406	1,354	1,564	1,606
Euro-Africa Division	76	85	64	102	160	324	278	309	292	568
Euro-Asia Division	83	65	102	125	125	0	50	0	0	0
Inter-America Division	3,167	3,164	3,944	4,082	4,270	2,677	2,872	3,021	3,086	3,365
North American Division	4,286	3,973	3,921	4,148	4,001	1,099	1,466	1,478	1,468	2,263
Northern Asia-Pacific Division	(2,436)	181	172	177	180	(1,643)	553	576	596	587
South American Division	8,190	8,591	8,820	8,678	8,677	2,304	2,607	2,903	2,974	3,033
South Pacific Division	917	806	889	802	833	530	540	469	459	516
Southern Asia Division	2,712	2,832	2,832	2,864	2,864	2,142	2,315	2,315	2,344	2,344
Southern Asia-Pacific Division	2,436	2,440	2,719	2,861	2,880	1,643	1,201	1,219	1,374	1,416
Trans-European Division	423	499	509	673	598	356	316	234	298	236
Southern Africa Union	183	187	182	180	188	122	140	124	115	118
World Total	28,243	29,528	30,973	32,816	33,367	12,909	14,296	15,236	15,703	17,472

**Table 13**  
**General Conference of Seventh-day Adventists**  
**GC Trends in the Number of Worker-Training and Tertiary Teachers**

December 31, 2000

Division/ Attached Union	Worker Training Teachers					Tertiary Teachers				
	1996	1997	1998	1999	2000	1996	1997	1998	1999	2000
Africa-Indian Ocean Division	0	6	6	7	6	120	89	96	150	153
East Africa Division	68	93	97	100	107	153	166	175	198	157
Euro-Africa Division	90	127	81	77	81	86	91	99	107	136
Euro-Asia Division	0	0	0	0	0	20	28	26	29	29
Inter-America Division	0	0	0	0	0	727	678	774	751	824
North American Division	0	0	0	0	0	1,773	1,850	1,652	1,791	1,179
Northern Asia-Pacific Division	0	0	0	0	0	(821)	213	224	248	250
South American Division	30	32	33	41	34	534	556	576	649	773
South Pacific Division	16	19	20	18	20	146	170	175	154	150
Southern Asia Division	100	170	170	158	158	91	95	95	141	141
Southern Asia-Pacific Division	0	0	0	0	0	821	553	621	649	632
Trans-European Division	0	26	28	20	13	120	145	147	135	154
Southern Africa Union	0	0	0	0	0	61	60	52	47	70
World Total	304	473	435	421	419	4,652	4,694	4,712	5,049	4,648

Table 14  
General Conference of Seventh-day Adventists  
GC Trends in the Number of Primary and Secondary Students  
December 31, 2000

Division/ Attached Union	Elementary Students					Secondary Students				
	1996	1997	1998	1999	2000	1996	1997	1998	1999	2000
Africa-Indian Ocean Division	119,366	134,518	145,090	155,462	135,146	11,250	11,785	21,850	22,224	26,703
East Africa Division	98,547	118,180	103,777	109,221	111,928	39,652	33,227	32,753	34,767	35,881
Euro-Africa Division	1,143	1,036	895	1,366	1,884	2,991	2,399	2,612	2,832	11,546
Euro-Asia Division	519	336	712	801	801	0	267	0	0	0
Inter-America Division	57,525	62,518	90,617	93,707	94,450	41,497	41,287	38,213	37,713	42,466
North American Division	50,763	49,998	49,645	50,152	48,384	14,604	16,537	16,360	16,121	14,530
Northern Asia-Pacific Division	(57,651)	4,008	3,812	3,885	3,809	(25,803)	10,145	10,412	10,071	9,916
South American Division	156,539	155,418	154,110	151,346	150,013	26,419	28,537	29,880	31,623	31,926
South Pacific Division	18,652	17,885	21,174	20,465	19,522	7,215	8,103	7,899	7,456	7,540
Southern Asia Division	80,593	81,798	81,798	84,750	84,750	23,656	28,086	28,086	56,044	56,044
Southern Asia-Pacific Division	57,651	59,935	60,046	59,546	65,747	25,803	16,909	16,638	18,354	17,458
Trans-European Division	5,542	6,483	6,314	11,161	11,011	3,017	2,589	1,443	2,318	1,879
Southern Africa Union	4,407	4,484	5,483	5,375	5,253	2,043	2,074	2,340	1,918	2,048
World Total	651,247	696,597	723,473	747,237	732,698	198,147	201,945	208,486	241,441	257,937



Table 15  
General Conference of Seventh-day Adventists  
GC Trends in the Number of Worker-Training and Tertiary Students

December 31, 2000

Division/ Attached Union	Worker Training Students					Tertiary Students				
	1996	1997	1998	1999	2000	1996	1997	1998	1999	2000
Africa-Indian Ocean Division	0	57	57	82	4,718	1,549	1,403	1,400	1,826	1,956
East Africa Division	946	1,308	1,275	1,519	1,542	1,837	1,935	2,210	2,384	2,746
Euro-Africa Division	672	737	683	731	734	1,011	928	1,139	1,121	1,320
Euro-Asia Division	0	0	0	0	0	532	553	735	349	349
Inter-America Division	0	0	0	0	0	8,085	8,198	8,495	8,659	8,860
North American Division	0	0	0	0	0	20,334	21,141	20,939	20,312	20,539
Northern Asia-Pacific Division	0	0	0	0	0	(16,199)	4,122	5,559	5,910	6,891
South American Division	429	406	271	609	594	5,304	5,830	6,355	7,428	8,476
South Pacific Division	430	337	267	218	242	1,554	1,419	1,434	1,432	1,520
Southern Asia Division	1,218	973	973	920	920	1,122	1,003	1,003	1,310	1,310
Southern Asia-Pacific Division	0	0	0	0	0	16,199	11,312	9,781	10,289	10,411
Trans-European Division	0	61	132	84	118	765	812	788	773	897
Southern Africa Union	0	0	0	0	0	791	871	794	555	314
World Total	3,685	3,879	3,658	4,163	8,868	59,083	59,527	60,632	62,348	65,589

Table 16  
General Conference of Seventh-day Adventists  
GC Trends in the Number of Seventh-day Adventist Students  
Attending Primary, Secondary, Worker-Training and Tertiary Schools  
per 1000 (M) Church Members  
December 31, 2000

Date	World Church Membership	Primary Students	Prim. St. /M	Secondary Students	Sec. St. /M	Worker-Training Students	W. Tr. St. /M	Tertiary Students	Tert. St. /M	Total Students	Total St. /M
1990	6,694,880	280,641	42	78,878	12	2,913	0	38,113	6	400,545	60
1991	7,102,976	305,463	43	78,258	11	3,603	1	38,010	5	425,334	60
1992	7,498,653	233,185	31	77,024	10	3,627	1	38,128	5	351,964	60
1993	7,962,210	234,556	29	83,130	10	1,877	0	40,517	5	360,080	45
1994	8,382,558	261,572	31	88,174	10	2,402	0	40,987	5	393,135	47
1995	8,812,555	263,907	30	103,501	12	3,238	0	42,177	5	412,823	47
1996	9,296,127	277,568	30	100,472	11	2,768	0	45,280	5	426,088	46
1997	9,702,834	284,731	29	97,041	10	2,481	0	45,090	5	429,343	44
1998	10,163,414	295,243	29	100,634	10	2,291	0	44,571	4	442,739	44
1999	10,939,182	306,119	28	103,037	9	2,312	0	44,147	4	455,615	42
2000	11,687,229	335,986	29	110,436	9	7,134	1	49,038	4	502,594	43

**Legend:**

Prim. St. /M	-	Primary students per thousand church members	Tert. St. /M	-	Tertiary students per thousand church members
Sec. St. /M	-	Secondary students per thousand church members	Total St. /M	-	Total students per thousand church members
W. Tr. /M	-	Worker-Training students per thousand church members			

**Table 17**  
**General Conference of Seventh-day Adventists**  
**GC Trends in the Number of Students, Seventh-day Adventist and non-Seventh-day Adventist,**  
**Attending Primary, Secondary, Worker-Training and Tertiary Schools**  
**per 1000 (M) Church Members**  
**December 31, 2000**

Date	World Church Membership	Primary Students	Prim. St. /M	Secondary Students	Sec. St. /M	Worker-Training Students	W. Tr. St. /M	Tertiary Students	Tert. St. /M	Total Students	Total St. /M
1990	6,694,880	630,415	94	150,540	22	2,913	0	42,562	6	826,430	123
1991	7,102,976	659,618	93	152,596	21	3,603	1	44,415	6	860,232	121
1992	7,498,653	577,721	77	150,998	20	3,627	1	46,166	6	778,512	104
1993	7,962,210	595,782	75	165,475	21	1,877	0	51,566	6	814,700	103
1994	8,382,558	639,097	76	164,792	20	3,019	0	53,807	6	860,715	103
1995	8,812,555	649,488	74	196,720	22	3,982	0	56,525	6	906,715	103
1996	9,296,127	651,247	70	198,147	21	3,685	0	59,083	6	912,162	98
1997	9,702,834	696,597	72	201,945	21	3,879	0	59,527	6	961,948	99
1998	10,163,414	723,473	71	208,486	21	3,658	0	60,632	6	996,249	98
1999	10,939,182	747,237	68	241,441	22	4,163	0	62,348	6	1,055,189	96
2000	11,687,229	732,698	63	257,937	22	8,868	1	65,589	6	1,065,092	91

**Legend:**

Prim. St. /M	-	Primary students per thousand church members	Tert. St. /M	-	Tertiary students per thousand church members
Sec. St. /M	-	Secondary students per thousand church members	Total St. /M	-	Total students per thousand church members
W. Tr. /M	-	Worker-Training students per thousand church members			



Table 18  
Africa-Indian Ocean Division  
AID Trends in the Number of Seventh-day Adventist Students  
Attending Primary, Secondary, Worker-Training and Tertiary Schools  
per 1000 (M) Church Members  
December 31, 2000

Date	Division Church Membership	Primary Students	Prim. St. /M	Secondary Students	Sec. St. /M	Worker-Training Students	W. Tr. St. /M	Tertiary Students	Tert. St. /M	Total Students	Total St. /M
1990	839,953	41,524	49	4,100	5	818	1	593	1	47,035	56
1991	890,017	44,934	50	3,982	4	1,421	2	591	1	50,928	57
1992	945,103	37,738	39	3,911	4	1,515	2	728	1	43,892	46
1993	1,004,928	42,756	43	6,056	6	26	0	871	1	49,709	49
1994	1,044,714	32,604	31	6,497	6	24	0	1,091	2	45,051	43
1995	1,076,833	42,463	39	3,105	3	0	0	981	1	46,539	43
1996	1,147,536	45,367	40	4,544	4	-	-	858	1	50,769	44
1997	1,236,142	52,665	43	5,094	4	49	0	1,236	1	59,044	48
1998	1,236,142	59,094	48	9,182	7	49	0	1,222	1	69,547	56
1999	1,400,022	50,801	36	7,195	5	49	0	854	0	58,799	42
2000	1,472,830	87,882	59	13,441	9	4,698	3	899	0	106,920	72

Legend:

Prim. St. /M - Primary students per thousand church members  
Sec. St. /M - Secondary students per thousand church members  
W. Tr. /M - Worker-Training students per thousand church members

Tert. St. /M - Tertiary students per thousand church members  
Total St. /M - Total students per thousand church members

Table 19  
Africa-Indian Ocean Division  
AID Trends in the Number of Students, Seventh-day Adventist and non-Seventh-day Adventist,  
Attending Primary, Secondary, Worker-Training and Tertiary Schools  
per 1000 (M) Church Members  
December 31, 2000

Date	Division Church Membership	Primary Students	Prim. St. /M	Secondary Students	Sec. St. /M	Worker-Training Students	W. Tr. St. /M	Tertiary Students	Tert. St. /M	Total Students	Total St. /M
1990	839,953	79,413	95	12,525	15	818	1	1,118	1	93,874	112
1991	890,017	90,054	101	11,533	13	1,421	2	1,207	1	104,215	117
1992	945,103	86,076	91	12,364	13	1,515	2	1,273	1	101,228	107
1993	1,004,928	109,127	109	16,383	16	26	0	1,655	2	127,191	127
1994	1,044,714	89,137	85	15,918	15	24	0	2,200	2	107,279	103
1995	1,076,833	108,622	101	10,382	10	-	-	1,456	1	120,460	112
1996	1,147,536	119,366	104	11,250	10	-	-	1,549	1	132,165	115
1997	1,236,142	134,518	109	11,785	10	57	0	1,403	1	147,763	120
1998	1,236,142	145,090	117	21,850	18	57	0	1,400	1	168,397	136
1999	1,400,022	136,368	97	21,101	15	82	0	1,826	1	159,377	113
2000	1,472,830	135,146	91	26,703	18	4,718	3	1,956	1	168,523	114

Legend:

Prim. St. /M - Primary students per thousand church members  
Sec. St. /M - Secondary students per thousand church members  
W. Tr. /M - Worker-Training students per thousand church members

Tert. St. /M - Tertiary students per thousand church members  
Total St. /M - Total students per thousand church members



Table 20  
 Eastern Africa Division  
 EAD Trends in the Number of Seventh-day Adventist Students  
 Attending Primary, Secondary, Worker-Training and Tertiary Schools  
 per 1000 (M) Church Members  
 December 31, 2000

Date	Division Church Membership	Primary Students	Prim. St. /M	Secondary Students	Sec. St. /M	Worker-Training Students	W. Tr. St. /M	Tertiary Students	Tert. St. /M	Total Students	Total St. /M
1990	979,086	77,211	79	11,542	12	459	0	775	1	89,987	92
1991	1,073,045	96,481	90	10,497	10	615	1	776	1	108,369	101
1992	1,106,988	27,985	25	9,822	9	592	1	811	1	39,210	35
1993	1,220,326	25,778	21	11,793	10	1,126	1	998	1	39,695	33
1994	1,339,014	53,073	40	13,649	10	1,210	1	1,090	1	69,022	52
1995	1,455,180	44,025	30	23,713	16	865	1	1,044	1	69,647	48
1996	1,579,726	53,495	34	23,574	15	701	0	1,110	1	78,880	50
1997	1,655,091	58,312	35	14,721	9	577	0	1,135	1	74,745	45
1998	1,710,862	49,868	29	15,621	9	684	0	1,196	1	67,370	39
1999	1,895,934	57,643	30	16,274	9	539	0	1,276	1	75,752	40
2000	2,060,366	54,432	26	17,525	9	645	0	1,429	1	74,031	36

Legend:

Prim. St. /M	-	Primary students per thousand church members	Tert. St. /M	-	Tertiary students per thousand church members
Sec. St. /M	-	Secondary students per thousand church members	Total St. /M	-	Total students per thousand church members
W. Tr. /M	-	Worker-Training students per thousand church members			

**Table 21**  
**Eastern Africa Division**  
**EAD Trends in the Number of Students, Seventh-day Adventist and non-Seventh-day Adventist,**  
**Attending Primary, Secondary, Worker-Training and Tertiary Schools**  
**per 1000 (M) Church Members**  
**December 31, 2000**

Date	Division Church Membership	Primary Students	Prim. St. /M	Secondary Students	Sec. St. /M	Worker-Training Students	W. Tr. St. /M	Tertiary Students	Tert. St. /M	Total Students	Total St. /M
1990	979,086	140,111	143	24,928	25	459	0	1,117	1	166,615	170
1991	1,073,045	152,163	142	21,587	20	615	1	1,174	1	175,539	164
1992	1,106,988	69,595	63	18,766	17	592	1	1,268	1	90,221	82
1993	1,220,326	62,591	51	22,917	19	1,126	1	1,624	1	88,258	72
1994	1,339,014	67,120	50	11,797	9	349	0	670	1	79,936	60
1995	1,455,180	92,699	64	40,146	28	1,064	1	1,740	1	135,649	93
1996	1,579,726	98,547	63	39,652	26	946	1	1,837	2	140,982	90
1997	1,655,091	118,180	71	33,227	20	1,308	1	1,935	2	154,650	93
1998	1,710,862	103,777	61	32,753	19	1,275	1	2,210	1	140,015	81
1999	1,895,934	109,221	58	34,767	18	1,519	1	2,384	1	147,891	78
2000	2,060,366	111,928	54	35,881	17	1,542	1	2,746	1	152,097	74

**Legend:**

Prim. St. /M - Primary students per thousand church members  
 Sec. St. /M - Secondary students per thousand church members  
 W. Tr. /M - Worker-Training students per thousand church members

Tert. St. /M - Tertiary students per thousand church members  
 Total St. /M - Total students per thousand church members



Table 22  
Euro-Africa Division  
EUD Trends in the Number of Seventh-day Adventist Students  
Attending Primary, Secondary, Worker-Training and Tertiary Schools  
per 1000 (M) Church Members  
December 31, 2000

Date	Division Church Membership	Primary Students	Prim. St. /M	Secondary Students	Sec. St. /M	Worker-Training Students	W. Tr. St. /M	Tertiary Students	Tert. St. /M	Total Students	Total St. /M
1990	331,036	432	1	774	2	276	1	490	1	1,972	6
1991	353,938	422	1	731	2	269	1	509	1	1,931	5
1992	375,044	434	1	722	2	277	1	584	1	2,017	5
1993	388,431	383	1	766	2	159	0	814	2	2,122	5
1994	411,932	562	1	823	2	377	1	849	2	2,611	6
1995	434,404	421	1	1,065	2	609	1	824	2	2,919	7
1996	456,155	397	1	1,503	3	472	1	948	2	3,320	7
1997	475,823	385	1	1,274	3	581	1	892	2	3,132	7
1998	498,721	336	1	1,281	2	368	1	952	2	2,937	6
1999	520,503	587	1	1,378	3	435	1	941	2	3,341	6
2000	539,920	983	2	3,103	6	440	1	1,126	2	5,652	10

**Legend:**

Prim. St. /M	-	Primary students per thousand church members	Tert. St. /M	-	Tertiary students per thousand church members
Sec. St. /M	-	Secondary students per thousand church members	Total St. /M	-	Total students per thousand church members
W. Tr. /M	-	Worker-Training students per thousand church members			



**Table 23**  
**Euro-Africa Division**  
**EUD Trends in the Number of Students, Seventh-day Adventist and non-Seventh-day Adventist,**  
**Attending Primary, Secondary, Worker-Training and Tertiary Schools**  
**per 1000 (M) Church Members**  
**December 31, 2000**

Date	Division Church Membership	Primary Students	Prim. St. /M	Secondary Students	Sec. St. /M	Worker-Training Students	W. Tr. St. /M	Tertiary Students	Tert. St. /M	Total Students	Total St. /M
1990	331,036	1,336	4	1,679	5	276	1	507	2	3,798	11
1991	353,938	1,324	4	1,639	5	269	1	527	1	3,759	11
1992	375,044	1,318	4	1,620	4	277	1	605	2	3,820	10
1993	388,431	1,224	3	1,654	4	159	0	821	2	3,888	10
1994	411,932	1,775	4	1,398	3	429	1	856	3	4,458	11
1995	434,404	1,111	2	1,983	4	774	2	884	2	4,752	11
1996	456,155	1,143	3	2,991	7	672	1	1,011	2	5,817	13
1997	475,823	1,036	2	2,399	5	737	2	928	2	5,100	11
1998	498,721	895	2	2,612	5	683	2	1,139	2	5,329	11
1999	520,503	1,366	3	2,832	5	731	1	1,121	2	6,050	12
2000	539,920	1,884	3	11,546	21	734	1	1,320	2	15,484	29

**Legend:**

Prim. St. /M - Primary students per thousand church members  
 Sec. St. /M - Secondary students per thousand church members  
 W. Tr. /M - Worker-Training students per thousand church members

Tert. St. /M - Tertiary students per thousand church members  
 Total St. /M - Total students per thousand church members



Table 24  
Euro-Asia Division  
ESD Trends in the Number of Seventh-day Adventist Students  
Attending Primary, Secondary, Worker-Training and Tertiary Schools  
per 1000 (M) Church Members  
December 31, 2000

Date	Division Church Membership	Primary Students	Prim. St. /M	Secondary Students	Sec. St. /M	Worker-Training Students	W. Tr. St. /M	Tertiary Students	Tert. St. /M	Total Students	Total St. /M
1990	37,388							49	0		
1991	46,623							89	0		
1992	71,873							145	0		
1993	95,885	513	5	0	0	0	0	175	2	688	7
1994	100,000	423	4	0	0	0	0	293	3	716	7
1995	110,000	108	1	0	0	0	0	626	6	734	7
1996	110,000	121	1	0	0	0	0	532	5	653	6
1997	120,000	85	0	53	0	0	0	547	5	685	6
1998	130,000	260	2	0	0	0	0	735	6	995	8
1999	135,688	399	3	-	-	-	-	344	3	743	5
2000	135,688	399	3	-	-	-	-	344	3	743	5

Legend:

Prim. St. /M - Primary students per thousand church members  
Sec. St. /M - Secondary students per thousand church members  
W. Tr. /M - Worker-Training students per thousand church members

Tert. St. /M - Tertiary students per thousand church members  
Total St. /M - Total students per thousand church members

**Table 25**  
**Euro-Asia Division**  
**ESD Trends in the Number of Students, Seventh-day Adventist and non-Seventh-day Adventist,**  
**Attending Primary, Secondary, Worker-Training and Tertiary Schools**  
**per 1000 (M) Church Members**  
**December 31, 2000**

Date	Division Church Membership	Primary Students	Prim. St. /M	Secondary Students	Sec. St. /M	Worker-Training Students	W. Tr. St. /M	Tertiary Students	Tert. St. /M	Total Students	Total St. /M
1990	37,388										
1991	46,623										
1992	71,873										
1993	95,885	513	5	0	0	0	0	0	0	513	5
1994	100,000	423	4	0	0	0	0	335	3	758	7
1995	110,000	291	3	0	0	0	0	626	6	917	9
1996	110,000	519	5	0	0	0	0	532	5	1,051	10
1997	120,000	336	3	267	2	0	0	553	5	1,156	10
1998	130,000	712	5	0	0	0	0	735	6	1,447	11
1999	135,688	801	6	-	-	-	-	349	3	1,150	8
2000	135,688	801	6	-	-	-	-	349	3	1,150	8

**Legend:**

Prim. St. /M - Primary students per thousand church members  
 Sec. St. /M - Secondary students per thousand church members  
 W. Tr. /M - Worker-Training students per thousand church members

Tert. St. /M - Tertiary students per thousand church members  
 Total St. /M - Total students per thousand church members



Table 26  
Inter-American Division  
IAD Trends in the Number of Seventh-day Adventist Students  
Attending Primary, Secondary, Worker-Training and Tertiary Schools  
per 1000 (M) Church Members

December 31, 2000

Date	Division Church Membership	Primary Students	Prim. St. /M	Secondary Students	Sec. St. /M	Worker-Training Students	W. Tr. St. /M	Tertiary Students	Tert. St. /M	Total Students	Total St. /M
1990	1,251,256	29,404	23	15,065	12	577	0	3,998	3	49,044	39
1991	1,313,427	28,960	22	14,248	11	392	0	4,369	3	47,969	37
1992	1,385,517	33,002	24	11,876	9	340	0	4,482	3	49,700	36
1993	1,457,090	30,584	21	14,405	10	-	-	4,894	3	49,883	34
1994	1,510,551	32,819	21	15,516	10	-	-	5,505	4	53,840	35
1995	1,571,162	33,401	21	21,996	10	-	-	5,485	3	60,882	39
1996	1,642,339	36,672	22	20,448	12	-	-	6,106	4	63,225	38
1997	1,703,467	35,183	21	20,720	12	-	-	6,183	4	62,086	36
1998	1,817,431	47,120	26	19,318	11	-	-	6,107	3	72,545	40
1999	1,964,489	50,559	26	19,684	10	-	-	6,195	3	76,438	39
2000	2,078,226	51,527	25	20,946	10	-	-	6,285	3	78,758	38

Legend:

Prim. St. /M - Primary students per thousand church members  
Sec. St. /M - Secondary students per thousand church members  
W. Tr. /M - Worker-Training students per thousand church members

Tert. St. /M - Tertiary students per thousand church members  
Total St. /M - Total students per thousand church members

**Table 27**  
**Inter-American Division**  
**IAD Trends in the Number of Students, Seventh-day Adventist and non-Seventh-day Adventist,**  
**Attending Primary, Secondary, Worker-Training and Tertiary Schools**  
**per 1000 (M) Church Members**

December 31, 2000

Date	Division Church Membership	Primary Students	Prim. St. /M	Secondary Students	Sec. St. /M	Worker-Training Students	W. Tr. St. /M	Tertiary Students	Tert. St. /M	Total Students	Total St. /M
1990	1,251,256	62,071	50	26,596	21	577	0	4,880	4	94,124	75
1991	1,313,427	62,559	48	27,066	21	392	0	5,517	4	95,534	73
1992	1,385,517	71,828	52	21,555	16	340	0	5,531	4	99,254	72
1993	1,457,090	66,797	46	26,373	18	-	-	6,363	4	99,533	68
1994	1,510,551	66,797	46	26,373	18	-	-	6,363	4	99,533	68
1995	1,571,162	66,250	46	35,269	22	-	-	7,378	4	108,897	69
1996	1,642,339	57,525	35	41,497	25	-	-	8,085	5	107,107	65
1997	1,703,467	62,518	37	41,287	24	-	-	8,198	5	112,003	66
1998	1,817,431	90,617	50	38,223	21	-	-	8,495	5	137,325	75
1999	1,964,489	93,707	48	37,713	19	-	-	8,659	4	140,179	71
2000	2,078,226	94,450	45	42,466	20	-	-	8,860	4	145,772	70

**Legend:**

Prim. St. /M - Primary students per thousand church members  
 Sec. St. /M - Secondary students per thousand church members  
 W. Tr. /M - Worker-Training students per thousand church members

Tert. St. /M - Tertiary students per thousand church members  
 Total St. /M - Total students per thousand church members



Table 28  
North American Division  
NAD Trends in the Number of Seventh-day Adventist Students  
Attending Primary, Secondary, Worker-Training and Tertiary Schools  
per 1000 (M) Church Members

December 31, 2000

Date	Division Church Membership	Primary Students	Prim. St. /M	Secondary Students	Sec. St. /M	Worker-Training Students	W. Tr. St. /M	Tertiary Students	Tert. St. /M	Total Students	Total St. /M
1990	760,148	42,801	56	10,979	14	-	-	18,325	24	72,105	95
1991	776,848	42,942	55	10,907	14	-	-	17,810	23	71,659	92
1992	793,594	41,837	53	11,159	14	-	-	16,216	20	69,212	87
1993	807,601	39,958	49	10,820	13	-	-	14,798	18	65,576	81
1994	822,150	41,357	50	12,441	15	-	-	14,297	17	68,095	83
1995	838,868	39,329	47	13,995	17	-	-	11,867	14	65,191	78
1996	858,363	38,183	44	14,034	16	-	-	13,495	16	65,712	77
1997	875,811	37,213	42	14,021	15	-	-	14,365	16	65,599	75
1998	891,176	37,212	42	13,897	16	-	-	10,581	12	61,690	69
1999	914,106	37,890	41	14,301	16	-	-	15,049	16	67,240	74
2000	933,935	35,684	38	13,657	15	-	-	0	0	0	0

Legend:

Prim. St. /M - Primary students per thousand church members  
 Sec. St. /M - Secondary students per thousand church members  
 W. Tr. /M - Worker-Training students per thousand church members

Tert. St. /M - Tertiary students per thousand church members  
 Total St. /M - Total students per thousand church members

**Table 29**  
**North American Division**  
**NAD Trends in the Number of Students, Seventh-day Adventist and non-Seventh-day Adventist,**  
**Attending Primary, Secondary, Worker-Training and Tertiary Schools**  
**per 1000 (M) Church Members**

December 31, 2000

Date	Division Church Membership	Primary Students	Prim. St. /M	Secondary Students	Sec. St. /M	Worker-Training Students	W. Tr. St. /M	Tertiary Students	Tert. St. /M	Total Students	Total St. /M
1990	760,148	52,214	69	14,156	19	-	-	18,325	24	84,695	111
1991	776,848	52,914	68	14,281	18	-	-	18,597	24	85,792	110
1992	793,594	52,318	66	14,387	18	-	-	18,479	23	85,184	107
1993	807,601	52,577	65	14,182	18	-	-	19,073	24	85,832	106
1994	822,150	51,927	63	16,722	20	-	-	18,955	23	87,604	107
1995	838,868	51,647	62	16,411	20	-	-	20,130	24	88,188	105
1996	858,363	50,763	59	16,545	19	-	-	20,334	24	87,642	102
1997	875,811	49,998	57	16,537	19	-	-	21,141	24	87,676	100
1998	891,176	49,645	56	16,360	18	-	-	20,939	23	86,944	98
1999	914,106	50,152	55	16,121	18	-	-	20,312	23	86,585	95
2000	933,935	48,384	52	15,622	17	-	-	20,539	22	84,545	91

**Legend:**  
Prim. St. /M - Primary students per thousand church members  
Sec. St. /M - Secondary students per thousand church members  
W. Tr. /M - Worker-Training students per thousand church members  
Tert. St. /M - Tertiary students per thousand church members  
Total St. /M - Total students per thousand church members



Table 30  
Northern Asia-Pacific Division  
NSD Trends in the Number of Seventh-day Adventist Students  
Attending Primary, Secondary, Worker-Training and Tertiary Schools  
per 1000 (M) Church Members  
December 31, 2000

Date	Division Church Membership	Primary Students	Prim. St. /M	Secondary Students	Sec. St. /M	Worker-Training Students	W. Tr. St. /M	Tertiary Students	Tert. St. /M	Total Students	Total St. /M
1990	830,029	26,191	32	16,915	20	-	-	8,284	10	51,390	62
1991	875,370	26,757	31	18,695	21	-	-	8,163	9	53,615	61
1992	917,629	27,501	30	19,962	22	-	-	8,916	10	56,379	61
1993	960,125	28,277	29	20,054	21	-	-	11,229	12	59,560	62
1994	1,011,040	27,383	27	20,274	20	-	-	11,386	11	59,043	58
1995	1,057,872	27,058	26	16,375	15	-	-	11,045	10	54,478	51
1996-APD	1,112,393	27,779	25	19,540	17	-	-	13,046	12	60,365	54
1997-NSD	402,513	1,945	5	6,567	16	-	-	2,700	7	11,212	28
1998	427,955	1,417	3	6,395	15	-	-	2,957	7	10,769	25
1999	460,701	2,181	5	6,124	13	-	-	3,549	8	11,854	26
2000	486,424	1,869	4	5,058	10	-	-	3,219	7	10,146	21

Legend:

Prim. St. /M - Primary students per thousand church members  
Sec. St. /M - Secondary students per thousand church members  
W. Tr. /M - Worker-Training students per thousand church members

Tert. St. /M - Tertiary students per thousand church members  
Total St. /M - Total students per thousand church members



Table 31  
Northern Asia-Pacific Division  
NSD Trends in the Number of Students, Seventh-day Adventist and non-Seventh-day Adventist,  
Attending Primary, Secondary, Worker-Training and Tertiary Schools  
per 1000 (M) Church Members  
December 31, 2000

Date	Division Church Membership	Primary Students	Prim. St. /M	Secondary Students	Sec. St. /M	Worker-Training Students	W. Tr. St. /M	Tertiary Students	Tert. St. /M	Total Students	Total St. /M
1990	830,029	54,667	66	27,834	34	-	-	9,911	12	92,412	111
1991	875,370	52,428	60	29,694	34	-	-	10,323	12	92,445	106
1992	917,629	54,599	60	33,040	36	-	-	11,355	12	98,994	108
1993	960,125	57,644	60	32,986	34	-	-	13,610	14	104,240	109
1994	1,011,040	54,756	54	32,914	33	-	-	14,249	14	101,919	100
1995	1,057,872	57,846	55	32,738	31	-	-	14,065	13	104,649	99
1996-APD	1,112,393	57,693	52	32,156	23	-	-	16,199	15	106,048	99
1997-NSD	402,513	4,008	10	10,145	25	-	-	4,122	10	18,275	45
1998	427,955	3,812	9	10,412	24	-	-	5,559	13	19,783	46
1999	460,701	3,885	8	10,071	22	-	-	5,910	13	19,866	43
2000	486,424	3,809	8	9,916	20	-	-	6,891	14	20,616	42

Legend:

Prim. St. /M - Primary students per thousand church members  
Sec. St. /M - Secondary students per thousand church members  
W. Tr. /M - Worker-Training students per thousand church members

Tert. St. /M - Tertiary students per thousand church members  
Total St. /M - Total students per thousand church members



Table 32  
South American Division  
SAD Trends in the Number of Seventh-day Adventist Students  
Attending Primary, Secondary, Worker-Training and Tertiary Schools  
per 1000 (M) Church Members  
December 31, 2000

Date	Division Church Membership	Primary Students	Prim. St. /M	Secondary Students	Sec. St. /M	Worker-Training Students	W. Tr. St. /M	Tertiary Students	Tert. St. /M	Total Students	Total St. /M
1990	1,009,293	40,878	41	9,355	9	70	0	3,028	3	53,331	53
1991	1,092,184	40,680	37	9,549	9	140	0	3,366	3	53,735	49
1992	1,176,026	40,874	35	9,566	8	141	0	3,668	3	54,249	46
1993	1,249,776	42,899	34	10,303	8	142	0	3,824	3	57,168	46
1994	1,310,538	45,607	35	11,051	8	196	0	4,067	3	60,921	46
1995	1,371,341	47,701	35	11,556	8	162	0	4,117	3	63,536	46
1996	1,433,612	50,129	35	12,619	9	185	0	4,161	3	67,094	47
1997	1,513,436	49,726	33	13,553	9	171	0	4,498	3	67,948	45
1998	1,581,227	48,763	31	14,066	9	133	0	4,510	3	67,472	43
1999	1,701,617	47,109	28	14,627	9	240	0	5,053	3	67,029	39
2000	1,816,021	47,658	26	14,880	8	328	0	5,935	3	68,742	38

**Legend:**

Prim. St. /M	-	Primary students per thousand church members	Tert. St. /M	-	Tertiary students per thousand church members
Sec. St. /M	-	Secondary students per thousand church members	Total St. /M	-	Total students per thousand church members
W. Tr. /M	-	Worker-Training students per thousand church members			

**Table 33**  
**South American Division**  
**SAD Trends in the Number of Students, Seventh-day Adventist and non-Seventh-day Adventist,**  
**Attending Primary, Secondary, Worker-Training and Tertiary Schools**  
**per 1000 (M) Church Members**  
**December 31, 2000**

Date	Division Church Membership	Primary Students	Prim. St. /M	Secondary Students	Sec. St. /M	Worker-Training Students	W. Tr. St. /M	Tertiary Students	Tert. St. /M	Total Students	Total St. /M
1990	1,009,293	142,486	141	17,476	17	70	0	3,547	4	163,579	162
1991	1,092,184	149,446	137	19,091	17	140	0	3,991	4	172,668	158
1992	1,176,026	133,647	114	18,589	16	141	0	4,376	4	156,753	133
1993	1,249,776	136,907	110	20,665	17	142	0	4,591	4	162,305	130
1994	1,310,538	145,332	111	22,100	17	265	0	4,939	4	172,636	132
1995	1,371,341	160,741	117	24,131	18	359	0	5,250	4	190,481	138
1996	1,433,612	156,539	109	26,419	18	429	0	5,304	4	188,961	132
1997	1,513,436	155,418	103	28,537	19	406	0	5,830	4	190,191	126
1998	1,581,227	154,110	97	29,880	19	271	0	6,355	4	190,616	121
1999	1,701,617	151,346	89	31,623	19	609	0	7,428	4	191,006	112
2000	1,816,021	150,013	83	31,926	18	594	0	8,476	5	191,007	105

**Legend:**

Prim. St. /M - Primary students per thousand church members  
 Sec. St. /M - Secondary students per thousand church members  
 W. Tr. /M - Worker-Training students per thousand church members

Tert. St. /M - Tertiary students per thousand church members  
 Total St. /M - Total students per thousand church members



Table 34  
South Pacific Division  
SPD Trends in the Number of Seventh-day Adventist Students  
Attending Primary, Secondary, Worker-Training and Tertiary Schools  
per 1000 (M) Church Members  
December 31, 2000

Date	Division Church Membership	Primary Students	Prim. St. /M	Secondary Students	Sec. St. /M	Worker-Training Students	W. Tr. St. /M	Tertiary Students	Tert. St. /M	Total Students	Total St. /M
1990	241,553	12,534	52	5,155	21	317	1	1,026	4	19,032	79
1991	248,067	14,881	60	4,084	16	330	1	888	4	20,183	81
1992	261,313	14,344	55	4,703	18	326	1	965	4	20,338	78
1993	273,087	13,544	50	4,335	16	343	1	1,071	4	19,293	71
1994	277,800	15,043	54	5,535	20	442	2	1,085	4	21,020	76
1995	281,565	16,566	58	4,309	15	425	2	739	3	22,039	78
1996	291,776	17,557	60	5,451	19	267	1	1,253	4	24,528	84
1997	299,018	13,687	46	5,587	19	195	1	1,132	4	20,601	69
1998	310,921	16,177	52	5,769	19	107	1	1,112	4	23,165	75
1999	335,990	16,743	50	5,314	16	64	0	1,126	3	23,247	69
2000	341,475	15,728	46	5,230	15	114	0	1,278	4	22,350	65

Legend:

Prim. St. /M - Primary students per thousand church members  
Sec. St. /M - Secondary students per thousand church members  
W. Tr. /M - Worker-Training students per thousand church members

Tert. St. /M - Tertiary students per thousand church members  
Total St. /M - Total students per thousand church members

**Table 35**  
**South Pacific Division**  
**SPD Trends in the Number of Students, Seventh-day Adventist and non-Seventh-day Adventist,**  
**Attending Primary, Secondary, Worker-Training and Tertiary Schools**  
**per 1000 (M) Church Members**  
**December 31, 2000**

Date	Division Church Membership	Primary Students	Prim. St. /M	Secondary Students	Sec. St. /M	Worker-Training Students	W. Tr. St. /M	Tertiary Students	Tert. St. /M	Total Students	Total St. /M
1990	241,553	15,393	64	6,171	26	317	1	1,110	5	22,991	95
1991	248,067	16,958	68	5,510	22	330	1	951	4	23,749	96
1992	261,313	16,602	64	5,975	23	326	1	1,017	4	23,920	92
1993	273,087	18,300	67	5,869	21	343	1	1,206	4	25,718	94
1994	277,800	17,371	68	7,092	26	589	2	1,219	4	26,137	94
1995	281,565	19,272	68	6,172	22	491	2	973	3	26,908	96
1996	291,776	20,235	69	7,215	25	420	1	1,554	5	29,424	101
1997	299,018	20,024	67	8,103	27	337	1	1,419	5	29,883	93
1998	310,921	21,174	68	7,899	25	267	1	1,434	5	30,774	99
1999	335,990	20,465	61	7,456	22	218	1	1,432	4	29,571	88
2000	341,475	19,522	57	7,443	22	242	1	1,520	4	28,727	84

**Legend:**

Prim. St. /M - Primary students per thousand church members  
 Sec. St. /M - Secondary students per thousand church members  
 W. Tr. /M - Worker-Training students per thousand church members

Tert. St. /M - Tertiary students per thousand church members  
 Total St. /M - Total students per thousand church members



Table 36  
Southern Asia Division  
SUD Trends in the Number of Seventh-day Adventist Students  
Attending Primary, Secondary, Worker-Training and Tertiary Schools  
per 1000 (M) Church Members

December 31, 2000

Date	Division Church Membership	Primary Students	Prim. St. /M	Secondary Students	Sec. St. /M	Worker-Training Students	W. Tr. St. /M	Tertiary Students	Tert. St. /M	Total Students	Total St. /M
1990	170,969	5,678	33	3,323	19	0	0	675	4	9,676	57
1991	179,700	5,910	33	3,605	20	73	0	694	4	10,282	57
1992	190,177	6,106	32	3,576	19	73	0	757	4	10,512	55
1993	202,468	6,495	32	3,117	15	81	0	833	4	10,526	52
1994	210,129	6,001	29	3,166	15	90	0	923	4	9,117	43
1995	222,871	7,330	33	4,129	19	1,054	5	956	4	13,469	60
1996	239,887	4,899	20	4,248	18	1,143	5	1,047	4	11,337	47
1997	251,882	4,324	17	3,016	12	873	3	968	4	9,181	36
1998	251,882	4,324	17	3,016	12	873	3	968	4	9,181	36
1999	350,136	4,525	13	5,681	16	844	2	1,107	3	12,157	35
2000	350,136	4,525	13	5,681	16	844	2	1,107	3	12,157	35

Legend:

Prim. St. /M - Primary students per thousand church members  
Sec. St. /M - Secondary students per thousand church members  
W. Tr. /M - Worker-Training students per thousand church members

Tert. St. /M - Tertiary students per thousand church members  
Total St. /M - Total students per thousand church members

**Table 37**  
**Southern Asia Division**  
**SUD Trends in the Number of Students, Seventh-day Adventist and non-Seventh-day Adventist,**  
**Attending Primary, Secondary, Worker-Training and Tertiary Schools**  
**per 1000 (M) Church Members**  
**December 31, 2000**

Date	Division Church Membership	Primary Students	Prim. St. /M	Secondary Students	Sec. St. /M	Worker-Training Students	W. Tr. St. /M	Tertiary Students	Tert. St. /M	Total Students	Total St. /M
1990	170,969	71,325	417	15,767	92	0	0	695	4	87,787	513
1991	179,700	70,565	393	18,487	103	73	0	734	4	89,859	500
1992	190,177	80,929	426	21,132	111	73	0	836	4	102,970	541
1993	202,468	78,997	390	20,971	104	81	0	895	4	100,944	499
1994	210,129	79,703	379	11,794	56	90	0	923	4	92,510	440
1995	222,871	83,055	373	23,501	105	1,155	5	1,057	5	108,768	488
1996	239,887	80,593	336	23,656	99	1,218	5	1,122	5	106,589	444
1997	251,882	81,798	325	28,086	112	973	4	1,003	4	111,860	444
1998	251,882	81,798	325	28,086	112	973	4	1,003	4	111,860	444
1999	350,136	84,750	242	56,044	160	920	3	1,310	4	143,024	408
2000	350,136	84,750	242	56,044	160	920	3	1,310	4	143,024	408

**Legend:**

Prim. St. /M - Primary students per thousand church members  
 Sec. St. /M - Secondary students per thousand church members  
 W. Tr. /M - Worker-Training students per thousand church members

Tert. St. /M - Tertiary students per thousand church members  
 Total St. /M - Total students per thousand church members

Table 38  
Southern Asia-Pacific Division  
SSD Trends in the Number of Seventh-day Adventist Students  
Attending Primary, Secondary, Worker-Training and Tertiary Schools  
per 1000 (M) Church Members  
December 31, 2000

Date	Division Church Membership	Primary Students	Prim. St. /M	Secondary Students	Sec. St. /M	Worker-Training Students	W. Tr. St. /M	Tertiary Students	Tert. St. /M	Total Students	Total St. /M
1990	830,029	26,191	32	16,915	20	-	-	8,284	10	51,390	62
1991	875,370	26,757	31	18,695	21	-	-	8,163	9	53,615	61
1992	917,629	27,501	30	19,962	22	-	-	8,916	10	56,379	61
1993	960,125	28,277	29	20,054	21	-	-	11,229	12	59,560	62
1994	1,011,040	27,383	27	20,274	20	-	-	11,386	11	59,043	58
1995	1,057,872	27,058	26	16,375	15	-	-	11,045	10	54,478	51
1996-APD	1,112,393	27,779	25	15,935	14	-	-	12,986	12	56,700	51
1997-SSD	988,673	26,996	27	10,421	11	-	-	9,451	10	46,868	47
1998	1,038,190	26,471	25	9,913	10	-	-	7,840	8	44,224	43
1999	1,096,962	28,335	26	9,841	9	-	-	7,908	7	46,084	42
2000	1,162,700	28,552	25	10,154	9	-	-	7,641	7	46,347	40

**Legend:**

Prim. St. /M	-	Primary students per thousand church members	Tert. St. /M	-	Tertiary students per thousand church members
Sec. St. /M	-	Secondary students per thousand church members	Total St. /M	-	Total students per thousand church members
W. Tr. /M	-	Worker-Training students per thousand church members			



Table 39  
Southern Asia-Pacific Division  
SSD Trends in the Number of Students, Seventh-day Adventist and non-Seventh-day Adventist,  
Attending Primary, Secondary, Worker-Training and Tertiary Schools  
per 1000 (M) Church Members  
December 31, 2000

Date	Division Church Membership	Primary Students	Prim. St. /M	Secondary Students	Sec. St. /M	Worker-Training Students	W. Tr. St. /M	Tertiary Students	Tert. St. /M	Total Students	Total St. /M
1990	830,029	54,667	66	27,834	34	-	-	9,911	12	92,412	111
1991	875,370	52,428	60	29,694	34	-	-	10,323	12	92,445	106
1992	917,629	54,599	60	33,040	36	-	-	11,355	12	98,994	108
1993	960,125	57,644	60	32,986	34	-	-	13,610	14	104,240	109
1994	1,011,040	54,756	54	32,914	33	-	-	14,249	14	101,919	100
1995	1,057,872	57,846	55	32,738	31	-	-	14,065	13	104,649	99
1996-APD	1,112,393	57,651	52	25,803	23	-	-	16,199	15	99,653	90
1997-SSD	988,673	59,935	61	16,909	17	-	-	11,312	11	88,156	89
1998	1,038,190	60,046	58	16,638	16	-	-	9,781	9	86,465	83
1999	1,096,962	59,546	54	18,354	17	-	-	10,289	9	88,189	80
2000	1,162,700	65,747	56	17,458	15	-	-	10,411	9	93,415	80

**Legend:**

Prim. St. /M	-	Primary students per thousand church members	Tert. St. /M	-	Tertiary students per thousand church members
Sec. St. /M	-	Secondary students per thousand church members	Total St. /M	-	Total students per thousand church members
W. Tr. /M	-	Worker-Training students per thousand church members			



Table 40  
Trans-European Division  
TED Trends in the Number of Seventh-day Adventist Students  
Attending Primary, Secondary, Worker-Training and Tertiary Schools  
per 1000 (M) Church Members  
December 31, 2000

Date	Division Church Membership	Primary Students	Prim. St. /M	Secondary Students	Sec. St. /M	Worker-Training Students	W. Tr. St. /M	Tertiary Students	Tert. St. /M	Total Students	Total St. /M
1990	67,652	1,820	27	809	12	396	6	532	8	3,557	53
1991	68,743	1,796	26	764	11	363	5	545	8	3,468	50
1992	70,533	1,796	25	764	11	363	5	545	8	3,468	49
1993	71,389	1,647	23	611	9	-	-	632	9	2,890	40
1994	79,944	2,193	27	1,068	13	63	1	741	9	4,065	51
1995	79,944	1,946	24	612	8	132	2	537	7	3,227	40
1996	79,944	1,882	24	803	10	0	0	570	7	3,255	41
1997	92,100	1,592	17	599	7	35	0	589	7	2,815	31
1998	85,847	1,667	19	645	7	77	1	517	6	2,906	33
1999	87,936	3,095	35	726	8	39	0	489	6	4,349	49
2000	90,601	4,365	48	679	7	65	1	584	6	5,693	63

Legend:

Prim. St. /M	-	Primary students per thousand church members	Tert. St. /M	-	Tertiary students per thousand church members
Sec. St. /M	-	Secondary students per thousand church members	Total St. /M	-	Total students per thousand church members
W. Tr. /M	-	Worker-Training students per thousand church members			

Table 41  
Trans-European Division  
TED Trends in the Number of Students, Seventh-day Adventist and non-Seventh-day Adventist,  
Attending Primary, Secondary, Worker-Training and Tertiary Schools  
per 1000 (M) Church Members  
December 31, 2000

Date	Division Church Membership	Primary Students	Prim. St. /M	Secondary Students	Sec. St. /M	Worker-Training Students	W. Tr. St. /M	Tertiary Students	Tert. St. /M	Total Students	Total St. /M
1990	67,652	3,592	53	1,331	20	396	6	620	9	5,939	88
1991	68,743	3,721	54	1,289	19	363	5	667	10	6,040	88
1992	70,533	3,721	53	1,289	18	363	5	667	9	6,040	86
1993	71,389	3,743	52	1,133	16	-	-	796	11	5,672	79
1994	79,944	4,542	57	1,068	13	63	1	992	12	6,663	83
1995	79,944	6,075	76	2,759	34	132	2	706	8	9,672	121
1996	79,944	5,542	69	3,017	38	0	0	765	10	9,324	117
1997	92,100	6,483	70	2,589	28	61	0	812	8	9,945	108
1998	85,847	6,314	73	1,443	16	132	1	788	9	8,677	101
1999	87,936	11,161	127	2,318	26	84	1	773	9	14,336	163
2000	90,601	11,011	122	1,879	21	118	1	897	10	13,905	153

**Legend:**

Prim. St. /M	-	Primary students per thousand church members	Tert. St. /M	-	Tertiary students per thousand church members
Sec. St. /M	-	Secondary students per thousand church members	Total St. /M	-	Total students per thousand church members
W. Tr. /M	-	Worker-Training students per thousand church members			



Table 42  
Southern Africa Union  
SAU Trends in the Number of Seventh-day Adventist Students  
Attending Primary, Secondary, Worker-Training and Tertiary Schools  
per 1000 (M) Church Members  
December 31, 2000

Date	Division Church Membership	Primary Students	Prim. St. /M	Secondary Students	Sec. St. /M	Worker-Training Students	W. Tr. St. /M	Tertiary Students	Tert. St. /M	Total Students	Total St. /M
1990	62,534	1,943	31	775	12	-	-	358	6	3,076	49
1991	64,182	1,589	25	1,136	18	-	-	261	4	2,986	47
1992	66,981	1,454	22	905	14	-	-	413	6	2,772	41
1993	66,154	2,113	32	800	12	-	-	499	8	3,412	52
1994	66,154	1,819	30	841	12	-	-	248	4	2,908	40
1995	69,095	1,569	23	926	13	-	-	237	3	2,732	40
1996	69,095	1,652	24	700	10	-	-	351	5	2,703	39
1997	69,625	1,325	19	800	11	-	-	302	4	2,427	35
1998	75,393	1,693	22	929	12	-	-	257	3	2,879	38
1999	77,629	1,730	22	541	7	-	-	220	3	2,491	32
2000	84,406	1,508	18	877	10	-	-	176	2	2,561	30

Legend:

Prim. St. /M - Primary students per thousand church members  
Sec. St. /M - Secondary students per thousand church members  
W. Tr. /M - Worker-Training students per thousand church members

Tert. St. /M - Tertiary students per thousand church members  
Total St. /M - Total students per thousand church members

**Table 43**  
**Southern Africa Union**  
**SAU Trends in the Number of Students, Seventh-day Adventist and non-Seventh-day Adventist,**  
**Attending Primary, Secondary, Worker-Training and Tertiary Schools**  
**per 1000 (M) Church Members**  
**December 31, 2000**

Date	Division Church Membership	Primary Students	Prim. St. /M	Secondary Students	Sec. St. /M	Worker-Training Students	W. Tr. St. /M	Tertiary Students	Tert. St. /M	Total Students	Total St. /M
1990	62,534	4,708	75	1,738	28	-	-	661	11	7,107	114
1991	64,182	4,600	72	1,990	31	-	-	601	9	7,191	112
1992	66,981	4,159	62	1,840	27	-	-	619	9	6,618	99
1993	66,154	5,030	76	1,946	29	-	-	788	12	7,764	117
1994	66,154	5,525	75	2,388	25	-	-	689	10	8,602	130
1995	69,095	5,039	73	2,061	30	-	-	699	10	7,799	130
1996	69,095	4,407	64	2,043	30	-	-	791	11	7,241	105
1997	69,625	4,484	64	2,074	30	-	-	871	13	7,429	107
1998	75,393	5,483	73	2,340	31	-	-	794	11	8,617	114
1999	77,629	5,375	69	1,918	25	-	-	555	7	7,848	101
2000	84,406	5,253	62	2,048	24	-	-	314	4	7,615	90

**Legend:**

Prim. St. /M	-	Primary students per thousand church members	Tert. St. /M	-	Tertiary students per thousand church members
Sec. St. /M	-	Secondary students per thousand church members	Total St. /M	-	Total students per thousand church members
W. Tr. /M	-	Worker-Training students per thousand church members			





## Categories of Seventh-day Adventist Schools

### I. General Classification System

- G - A tertiary-level institution offering one or more graduate degree programs under its own authority.
- C - A tertiary-level institution offering one or more baccalaureate degrees under its own authority.
- JC - A tertiary-level institution offering less than four years of post-secondary studies (not leading to a baccalaureate degree).
- CS - A complete secondary school (providing basic requirements for admission to tertiary institutions in the country).
- CSB - A complete secondary school (providing basic requirements for admission to tertiary institutions in the country), with boarding facilities.
- PS - A secondary school offering a partial program of studies (not providing basic requirements for admission to tertiary institutions in the country).
- WT - An employee training school offering secondary-level and/or advanced studies.



Annual Statistical Report  
Preparation Instructions

1. Annual educational statistical reports should be dispatched according to the following schedule:
  - a. Local school to conference or mission by date specified by union, normally, one month after beginning of term closest to end of calendar year.
  - b. Local Conference/Mission Department of Education and union college to union by December 31.
  - c. Union Department of Education and division college to division by January 31.
  - d. Division to General Conference Department of Education by February 18.
  - e. General Conference Department of Education to General Conference Archives and Statistics by March 31.
2. At each level, the Secretariat and the Department of Education figures should agree, before either mails their report to the next highest level.
3. The General Conference seeks simplification and coordination of report forms, and divisions/unions/local missions are invited to do similarly, refraining from adding unnecessary items to the report forms.



# Annual Statistical Report

## Definitions for School Identifiers

### SECTION A. Elementary School Level

1. Total number of schools - Sum of columns 2 and 3 must agree with the total shown here.
2. Schools supported by the church - Number of elementary schools which are operated with funds not received from the government.
3. Schools with government, non-government organizations (NGOs), and church support - Number of elementary schools which are financially supported by the church, government, and non-government organizations.
4. Schools with Bible as an integral part of the curriculum - Number of elementary schools with Bible as essential part of the curriculum.
5. Total number of teachers - Sum of columns 5 and 6 must agree with the total shown here.
6. SDA teachers - Number of full-time Seventh-day Adventist teachers who engage in classroom teaching.
7. Non-SDA teachers - Number of full-time non-Seventh-day Adventist teachers who engage in classroom teaching.
8. Teachers who graduated from SDA tertiary institutions (colleges/universities) - Number of teachers who obtained their tertiary degrees in Seventh-day Adventist colleges or universities.
9. Teachers holding state teaching certificates - Number of teachers whose professional teaching certificate is recognized in the country/state they serve.
10. Denominationally certified teachers - Number of teachers who are certified according to denominational certification standards.





11. Teachers holding a degree - Number of teachers who have earned and currently hold at least baccalaureate degree or equivalent.
12. Non-teaching personnel - Number of full-time school personnel who are not engaged in classroom teaching (include school administrators who are not teaching).
13. Total number of students at registration - Sum of columns 12 and 13 must agree with the total shown here.
14. SDA students (baptized or having one or more SDA parents) - Number of students who are personally baptized members of the Church or who come from homes where at least one parent is a Seventh-day Adventist member.
15. Non-SDA students - Number of students who are not personally baptized members of the Church or who come from homes where neither parent is a Seventh-day Adventist member.
16. Students baptized during the school year - Number of students baptized during the school year. Baptism may take place in the school or in the church.

#### **SECTION B: Secondary School Level**

A **complete secondary school** is one that prepares students for admission in the college or university in the country where it operates. An **incomplete secondary school** offers formal education above the primary level but a complete secondary education. When these two secondary school levels are in the same campus and managed by the same administration, they are counted as one, a **complete secondary school**.

1. Total number of schools - Sum of columns 2 and 3 must agree with the total shown here.
2. Schools supported by the church without government assistance - Number of secondary schools (complete and incomplete) which are operated with funds not received from the government.
3. Schools supported by government, non-government organizations (NGOs), and church - Number of secondary schools (complete and incomplete) which are financially supported by the church, government and NGOs.
4. Schools with Bible as an integral part of the curriculum - Number of secondary schools with Bible as an essential part of the curriculum.
5. Boarding schools - Number of complete and incomplete secondary schools operating dormitories for students.

6. Schools accredited by division Commission on Accreditation and General Conference Board of Regents - Number of secondary schools accredited by the above-mentioned organizations.
7. Total number of teachers - Sum of columns 10 and 11 must agree with the total shown here.
8. SDA teachers - Number of full-time and part-time Seventh-day Adventist teachers who engage in classroom teaching.
9. Non-SDA teachers - Number of full-time and part-time non-Seventh-day Adventist teachers who engage in classroom teaching.
10. Teachers who graduated from SDA tertiary institutions (colleges/universities) - Number of teachers who obtained their degrees in Seventh-day Adventist colleges/universities.
11. Teachers holding state teaching certificate - Number of teachers whose professional teaching certificate is recognized in the country/state where they serve.
12. Teachers holding SDA teaching certificate - Number of teachers who are certified according to denominational standards.
13. Teachers holding a degree - Number of teachers who are degree holders.
14. Non-teaching personnel - Number of school personnel who are not engaged in classroom teaching (include the school administrators who are not teaching).
15. Total number of students - Sum of columns 16 and 17 must agree with the total shown here.
16. SDA students - Number of students who are personally baptized members of the Church or who come from homes where at least one parent is a Seventh-day Adventist member.
17. Non-SDA students - Number of students who are not personally baptized members of the Church or who come from homes where neither parent is a Seventh-day Adventist member.
18. Students baptized during school year - Number of students baptized during the school year in the school or church.
19. Graduates for the current year - Number of students who graduated from their secondary school studies.
20. Students enrolled in a specialized program - Number of students who are in the secondary school curriculum but are taking



specialized courses.

### SECTION C: Worker-Training Level

1. Total number of schools - Sum of numbers 2 and 3 must agree with the total shown here.
2. Schools supported by the church without government assistance - Number of worker-training schools which are operated with funds not received from the government.
3. Schools supported by government, non-government organizations (NGOs), and church - Number of worker-training schools which are financially supported by the church, government and NGOs.
4. Schools with Bible as an integral part of the curriculum - Number of worker-training schools with Bible as an essential part of the curriculum.
5. Total number of teachers - Sum of columns 6 and 7 must agree with the total shown here.
6. SDA Teachers - Number of full-time and part-time Seventh-day Adventist who engage in classroom teaching.
7. Non-SDA teachers - Number of full-time and part-time non-Seventh-day Adventist teachers who engage in classroom teaching.
8. Teachers who graduated from SDA tertiary institutions (colleges/universities) - Number of teachers who obtained their degrees in Seventh-day Adventist colleges/universities.
9. Teachers holding state teaching certificate - Number of teachers whose professional teaching certificate is recognized in the country/state where they serve.
10. Teachers holding SDA teaching certificate - Number of teachers who are certified according to denominational standards.
11. Teachers holding a degree - Number of teachers who are degree-holders.
12. Non-teaching personnel - Number of school personnel who are not engaged in classroom teaching (include the school administrators who are not teaching).
13. Total number of students - Sum of 14 and 15 must agree with the total shown here.

14. SDA students - Number of students who are personally baptized members of the Church or who come from homes where at least one parent is a Seventh-day Adventist member.
15. Non-SDA students - Number of students who are not personally baptized members of the Church or who come from homes where neither parent is a Seventh-day Adventist member. -
16. Students baptized during the school year - Number of students baptized during the school year in the school or church.
17. Students enrolled in ministerial/Bible program - Number of students whose major is the ministerial/Bible program. The sum of lines 17 through 22 must equal the number in line 13.
18. Students enrolled in teacher training program - Number of students whose major is the teacher training program. The sum of lines 17 through 22 must equal the number in line 13.
19. Students enrolled in business/accounting program - Number of students whose major is the business/accounting program. The sum of lines 17 through 22 must equal the number in line 13.
20. Students enrolled in nurses' training program - Number of students whose major is the nurses' training program. The sum of lines 17 through 22 must equal the number in line 13.
21. Students enrolled in vocational/technical program - Number of students whose major is the vocational/technical program. The sum of lines 17 through 22 must equal the number in line 13.
22. Students enrolled in other programs - Number of students whose major is not identified in lines 17 through 21. The sum of lines 17 through 22 must equal the number in line 13.
23. Graduates from worker-training program - Number of students who graduated from their program during the current year.

#### SECTION D: Tertiary Level

1. Accredited by the Accrediting Association of Seventh-day Adventist Schools, Colleges and Universities: Answer "yes" or "no".
2. Total number of teachers - Sum of row 3 and 4.





3.            SDA teachers - Number of full-time and part-time Seventh-day Adventist teachers who are engaged in classroom teaching.
4.            Non-SDA teachers - Number of full-time and part-time non-Seventh-day Adventist teachers who are engaged in classroom teaching.
5.            Teachers who graduated from SDA tertiary institutions (colleges/universities) - Number of teachers who obtained their degrees in Seventh-day Adventist institutions.
6.            Non-teaching personnel - Number of full-time employees whose service is entirely in a non-teaching job.
7.            Total number of students enrolled during the school year - Sum of rows 8 and 9.
8.            SDA students - Number of Seventh-day Adventist students at registration.
9.            Non-SDA students - Number of non-Seventh-day Adventist students at registration.
10.           Students baptized during the school year - Number of students baptized during the school year in the school or in the home church.
11.           Number of students enrolled in theology/religion.
12.           Number of students enrolled in education/teaching.
13.           Number of students enrolled in business/marketing/accounting/office administration.
14.           Number of students enrolled in humanities and arts: english/modern languages/music/literature/speech.
15.           Number of students enrolled in natural and pure science: biology/chemistry/math/physics.
16.           Number of students enrolled in health: medicine/nursing/public health/dentistry/ medical tech/ respiratory therapy/ physical ed.
17.           Number of students enrolled in applied sciences: agriculture/home economics/architecture/computer/engineering/industrial tech.
18.           Number of students enrolled in social sciences: communication/history/sociology/psychology/economics/geography/ political science/journalism.
19.           Number of students enrolled in other majors not identified.

**Accrediting Association of Seventh-day Adventist Schools, Colleges, and Universities  
Directory of Accredited Institutions**

**December 31, 2000**

<b>Name of Institution</b>	<b>Category</b>	<b>Location</b>	<b>Administrator</b>	<b>Estab- lished</b>	<b>First Accred ited</b>	<b>Accred- itation Expires</b>
<b>Africa-Indian Ocean Division</b>						
<u>Postsecondary Schools</u>						
Adventist University - Rwanda	C	Kigali, Rwanda	Stanislas Ruzibiza	1979	1987	1997
Babcock University	C	Ikeja, Lagos State, Nigeria	A. A. Alalade	1959	1987	1999
Valley View University	C	Airport-Accra, Ghana	Seth Laryea	1983	1995	2002
<b>Eastern-Africa Division</b>						
<u>Postsecondary Schools</u>						
Bugema University	C	Kampala, Uganda	Sampson Twumasi	1948	1992	2001
Ethiopia Adventist College	JC	Kuyera, Shoa Region, Ethiopia	Danilo Poblette	1950	1993	2001
Solusi University	G	Bulawayo, Zimbabwe	Norman Maphosa	1894	1987	2003
Tanzania Adv College	C	Arusha, Tanzania	George Kusekwa	1979	1992	2002
University of Eastern Africa Baraton	G	Eldoret, Kenya	Mutuku Mutinga	1978	1987	2003
<u>Secondary Schools</u>						
Akaki Adventist Academy	CSB	Addis Ababa, Ethiopia	A. Adise	1953	1997	2001
Anderson Adventist High School	CSB	Gweru, Zimbabwe	R.C. Tarr	1950	1992	2004
Bugema Adv Secondary School	CSB	Kampala, Uganda	M. Mugumya	1948	1998	1999
Bulawayo Adv Secondary School	CS	Bulawayo, Zimbabwe	L. Marandure	1980	1992	2000
Bupandagila Secondary School	CS	Mwanza, Tanzania	Sayi	1984	1999	2002
Bwasi Secondary School	CS	Musoma, Tanzania	Bwire		1999	2002
Chebwai Secondary School	CS	Webuye, Kenya	S. Nyanumba	1972	1999	2002
Gunde Secondary School	CS	Kwekwe, Zimbabwe	M. Dhliwayo	1986	1998	2001
Handina Adventist Secondary School	CS	Makoni, Zimbabwe	O. Tendere	1984	2000	2002
Hanke Adv Secondary School	CSB	Shurugwi, Zimbabwe	S. Mugwira	1910	1994	2003
Ikizu Secondary School	CSB	Musoma, Tanzania	George Mwasumi	1930	1992	2003
Kagwathi Secondary School	CSB	Muranga, Kenya	C. F. Muriu	1985	1997	2000
Kamagambo H S and T C	CSB	Kisii, Kenya	A. Sang	1912	1992	2002
Karirwi Secondary School	CS	Marange, Zimbabwe	J. Chibanda	1981	1999	2002
Karura Church School	CSB	Nairobi, Kenya		1980	1997	2002
Katikamu Secondary School	CS	Wobulenzi, Uganda	D. Segawa	1980	1999	2002
Katsenga Secondary School	CS	Rusape, Zimbabwe	Tichiwanhuyi	1987	1998	2001
Kuyera Secondary School	CSB	Kuyera, Ethiopia	A. Alaka	1964	1998	2002
Lower Gweru Adv Secondary School	CSB	Gweru, Zimbabwe	Mlalazi	1902	1992	2000
Lunjika Secondary School	CSB	Mzimba, Malawi	S.S.K. Moyo	1981	1992	2001
Luzira Lakeside Secondary School	CS	Uganda				2001
Malamulo Secondary School	CSB	Makwasa, Malawi	I. A. Magaletta	1902	1992	2002
Matandani Training School	CSB	Neno, Malawi	M.S. Kadyakapita	1908	1992	1998
Maxwell Adv Acad	CSB	Mbagathi, Kenya	Arnie Nielsen	1977	1990	2000



Mundondo Secondary School	CS	Masvingo, Zimbabwe	S. Binduko	1982	1998	2001
Mutitu Secondary School	CSB	Ukambani, Kenya	S.K. Musumbi	1971	1994	2000
Ndembela Secondary School	CS	Tanzania				2002
Nemane Secondary School	CS	Tsholotsho, Zimbabwe	L. Mafu	1985	1998	2001
Nyabehore Seconeary School	CS	Musoma, Tanzania			1999	2002
Nyabola Girls' Secondary School	CS	Kisii, Kenya	M. Kobimbo	1960	1994	2002
Nyahuni Secondary School	CS	Murewa, Zimbabwe	W. Manyara	1988	1997	2000
Nyanchwa Secondary School	CS	Kisii, Kenya	D. O. Mairura	1972	1992	2001
Nyansincha Secondary School	CS	Tarime, Tanzania			1999	2002
Nyazura Adventist Secondary School	CSB	Nyazura, Zimbabwe	E. Tichiwanuyi	1929	1994	2001
Parane Secondary School	CSB	Same, Tanzania	Mkitunda	1975	1997	2002
Raneni Secondary School	CS	Migori, Kenya	M. Akoto	1975	1999	2002
Ruya Secondary School	CS	Ruya, Zimbabwe	W. Chikwanha	1982	1997	2000
Samahuru Adventist Secondary School	CS	Tsholotsho, Zimbabwe	I. Tshabangu	1985	1999	2002
Segero Secondary School	CS	Eldoret, Kenya	J. Katam	1977	1994	2002
Shashane Secondary School	CS	Kezi, Zimbabwe	Z. Lunga	1987	1998	2001
Solusi Secondary School	CSB	Bulawayo, Zimbabwe	J. M Nxumalo	1894	1997	2000
Suji Secondary School	CS	Same, Tanzania	Mgweno	1983	1997	2003
Tshabanda Secondary School	CS	Bulawayo, Zimbabwe	Z. Mpofu	1985	1999	2002

#### Euro-Africa Division

##### Postsecondary Schools

Bogenhofen Seminary	C	St. Peter am Hart, Austria	Winfried Vogel	1949	1983	2003
Friedensau University	G	Friedensau, Germany	Udo Worschech	1899	1984	2002
Italian Junior College	JC	Florence, Italy	Ignazio Barbuscia	1940	1984	2001
Romanian Adventist College of Health	JC	Braila, Romania	Ene Paulini	1991	1995	2001
Romanian Adventist Theol Institute	C	Cernica, Romania	Petre Anghel	1924	1997	2002
Sagunto Adventist College	JC	Sagunto (Valencia), Spain	Juan Duch	1965	1983	2003
Saleve Adventist University	G	Collonges-sous-Saleve, France	Jean-Claude Verrecchia	1921	1977	2003
Sazava Theological Seminary	C	Sazava, Czech Republic	Miloslav Zalud	1925	1997	2003

##### Secondary Schools

Bogenhofen Seminary	CSB	St. Peter am Hart, Austria	Franz Nusime	1949	1989	1999
Marienhoehe School Center	CSB	Darmstadt, Germany	Gunter Stange	1949	1977	1998
Sagunto Adv College	CSB	Sagunto (Valencia) Spain	Juan Duch	1965	1983	2000
Saleve Secondary School	CSB	Collonges-sous-Saleve, France	Claude Villeneuve	1921	1977	1998

#### Euro-Asia Division

##### Postsecondary Schools

Ukrainian College of Arts and Sciences	C	Bucha, Kiev Region, Ukraine	Anatoly Zhalovaga	1998	1999	2001
Zaokski Theological Seminary	G	Tula Region, Russian Federation	Eugene V. Zaytsev	1987	1994	2004



# Inter-American Division

## Postsecondary Schools

Antillean Adv University	G	Mayaguez, Puerto Rico	Myrna Costa	1946	1978	2003
Caribbean Un College	C	Port-of-Spain, Trinidad, WI	Leslie Ferdinand	1927	1982	2003
Central American Adv Univ	G	Alajuela, Costa Rica	Ada Barrientos	1927	1983	2002
Colombia Adv Univ	C	Medellin, Colombia	Gamaliel Florez	1936	1984	2000
Dominican Adv University	C	Santo Domingo, Dom Republic	Domingo Melenciano	1946	1996	2000
Haitian Adventist University	C	Port-au-Prince, Haiti, WI	Antonine Bastien	1934	1982	2002
Montemorelos University	G	Montemorelos, NL, Mexico	Ismael Castillo	1942	1982	2000
Northern Caribbean University	C	Mandeville, Jamaica, WI	Herbert J. Thompson	1918	1978	2003
Venezuela Adventist University	C	Nirgua, Venezuela	Fernando Zabala	1991	1993	2004

## Secondary Schools

Acad Adv Metropolitana	CS	Rio Piedras, Puerto Rico	Luis P. Viera	1937	1980	2000
Acad Adv Central Ramon Rivera Perez	CS	San Sebastian, Puerto Rico	Silvia Rivera	1968	1998	2003
Acad Adv del Sureste	CS	Guarica, (Sabana Grande) Puerto Rico				2003
Acad Reg Adv Central	CS	Caguas, Puerto Rico	Daniel Rodriguez	1976	1989	1996
Acad Reg Adv del Este	CS	Rio Grande, Puerto Rico	Noei Pereira	1973	1989	2003
Acad Reg Adv del Noroeste	CS	Aguadilla, Puerto Rico	Otoniel Utate	1982	1989	2003
Acad Reg Adv del Norte	CS	Vega Baja, Puerto Rico	Manuel Rodriguez	1976	1989	2000
Acad Reg Adv del Oeste	CS	Mayaguez, Puerto Rico	Hector Valentin	1957	1989	2003
Antigua/Barbuda SDA Sec Sch	CS	Ottos, St John, Antigua	Rosalind Aaron	1964	1988	1998
Bahamas Academy	CS	Nassau, Bahamas	Cheryl McMillan-Rolle	1949	1983	1997
Barbados SDA Sec Sch	CS	Brigtown, Barbados	Norma Niles	1953	1990	2000
Bates Memorial High Sch	CS	Sangre Grande, Trinidad	Aaron Smith	1951	1989	2003
Belize Adv Coll	CS	Corozal, Belize	Aquilico Jesse	1969	1995	1997
Bella Vista Academy	CS	Bella Vista, Puerto Rico	Aurea Araujo		1993	2005
Bequia SDA Sec Sch	CS	Port Elizabeth, Bequia	A. Ollivierre	1956	1990	2000
Caanan SDA High School	CS	Belize, Belize				1997
Centro Educac Adv/Cali	CS	Cali, Valle, Colombia	Atilano Gomez	1953	1990	1998
Centro Educac Adv/Honduras	CS	San Pedro Sula, Cortes, Honduras	Victor Hugo Perla	1964	1984	1999
Centro Educac Adv/Santiago	CS	Santiago, Dominican Republic	Alejandra Casilla	1975	1988	1998
Centro Educativo Adv/Hatillo	CS	San Jose, Costa Rica	Luis Molina	1976	1989	1998
Centro Educ Ignacio Carrillo	CS	Montemorelos, NL, Mexico	Donaciano Susunaga	1942	1984	1999
Centro Ed Ignacio Manuel Altamiro	CS	Mexico, DF, Mexico	Ruben Porras	1970	1987	2000
Colegio AmadoNervo	CS	Chiapas				1998
Col Adv Andres Bello/El Limon	CS	El Limon, Venezuela	Alcibiades Manrique	1948		2002
Col Adv de Cartagena	CS	Cartagena, Colombia			1999	2002
Col Adv de Chalatenango	CS	Chalatenango, El Salvador			1999	2002
Col Adv de Ibague	CS	Ibague, Colombia	Hugo Estupinan	1948	1998	2004
Col Adv de Atlantico (Mex Trummer)	CS	Barranquilla, Colombia	Gustavo Ferez			2002
Col Adv de los Andes	CS	Colombia			1999	2002
Col Adv Dominicano	CS	Santo Domingo, Dom. Rep	Jose Francisco Tejada	1046		
Col Adv Emmanuel	CS	Bogota, Colombia	Herbert Rodriguez	1940	1988	2004
Col Adv Enriquillo	CS	Jababa Moca, Dominican Rep	Andres Terreiro	1979	1982	1996
Col Adv Gilberto Velazquez	CS	Tuxtla Gutierrez, Chiapas, Mexico	Eugenio Perez	1981	1989	
Col Adv John Nevis Andrews	CS	Santa Ana, El Salvador			1999	2002
Col Adv Juan Pablo Duarte/Barahona	CS	Barahona, Dom. Rep	Rosanoy Scarfullery			1980
Col Adv Juan Pablo Duarte/Macoris	CS	San Pedro de Macoris, Dominican Rep	Gisella Samuel	1974	1980	1998
Col Adv Juan Pablo Duarte/San Juan	CS	San Juan, Dom Rep	Rosalines A. de la Rosa	1980	1989	1996
Col Adv Libertad	CS	Bucaramanga, Colombia	Wilson Rojas	1940	1988	1998
Col Adv Maranatha/Las Coles	CS	Las Coles, Arenoso, Dominican Rep	Noelia Ledesma	1977	1985	1990



Col Adv Maria T. Sanchez	CS	La Romana, Dominican Republic	Miriam David	1980	1988	1991
Col Adv Metropolitano/SanDom	CS	Santo Domingo, Dom. Republic	Silfredo Corporan	1975		1998
Col Adv Metropolitano/Panama	CS	Panama	Lila Oliver-Alleyne	1925	1998	2003
Col Adv San Cristobal	CS	San Cristobal, Dom Rep	P. Santana	1969		2000
Col Adv Ozama	CS	Santo Domingo, Dom Rep	A. O. de Ferrer	1979		1998
Col Adv Sonsonateco	CS	Sonsonate, El Salvador		1981	1999	2002
Col Cinco de Febrero	CS	Oaxaca, Mexico				2001
Col Comercial Adventista de Sogamoso	CS	Sogamoso, Colombia			1999	2002
Col del Pacifico	CSB	Navojoa, Sonora, Mexico	Abimael Escalante	1948	1986	1995
Col Gran Sabana	CS	Maurak, S. Elena de Wairen, Vene.	Bertha de Moreno	1979	1995	1998
Col Nicanor Gonzalez Mendoza	CS	Villahermosa, Tabasco, Mexico	Freddy Torres	1974		1998
Col Linda Vista	CSB	Pueblo Nuevo, Chiapas, Mexico	Edersein Alvarez	1948	1985	1998
Col Mixto Adv El Progreso	CS	Ciudad de Guatemala, Guatemala	Esdras Hernandez	1908	1987	1998
Col Modelo/San Andres	CS	San Andres, Isla, Colombia	Alejandro Veloza	1939	1990	1998
Col Nicolas Bravo	CS				1993	1998
Col Nogales	CS	Nogales, Sonora, Mexico	Francisco Mendoza	1981	1988	1990
Col Ricardo Flores Magon	CS	Valle de la Trinidad, BC, Mexico	E. Nava	1982		
Col Ricardo Greenidge	CS	Caracas, Venezuela	Jose Luis Rodriguez	1936	1995	2003
Col Rosario Castellanos	CS	Tecpatan, Chiapas, Mexico	Misael Arrazate	1981		2001
Col Valentin Gomez Farias	CS	Veracruz, Veracruz, Mexico		1984		2001
Col Voc Adventista de Nicaragua	CS	Managua, Nicaragua	Victor Burgos	1982		1996
Dominica SDA Sec Sch	CS	Portsmouth, Dominica	Miriam Magloire-Leslie	1980	1990	2001
Eden SDA High School	CS	Eden, Belize				
Esc de Capacit Adv Salvadorena	CS	S J Opico, La Libertad, El Salvador	Eliseo Martinez	1983	1989	2003
Esc Salud y Saber (Tijuana)	CS	Tijuana, Baja California, Mexico	Micaela Valdez			1970
Grenada SDA Compre Sec Sch	CS	St. Patrick's, Grenada	Gemma Britton	1961		2000
Harmon High School	CS	Scarborough, Tobago	Peter Archer	1952	1989	1998
Harrison Mem High School	CS	Montego Bay, Jamaica, WI	Vincent M.S. Peterson	1953		2003
Inst Adv de French Harbour	CS	Roatan, Islas de la Bahia, Honoduras	Ever Rodriguez	1981	1991	1999
Inst Adv de Guanaja	CS	Guanaja, Islas de la Bahia, Honduras	Marjorie McField	1960	1994	
Inst Adv Franco-Haitien H S	CS	Port-au-Prince, Haiti	Pierre Edouard Seraphin	1934	1989	1992
Inst Adv Panameno	CS	La Concepcion, Chiriqui, Panama	Osmel Serrano	1920	1986	1991
Inst Centroamericano Adv	CS	Alajuela, Costa Rica	Jose M. Vallejos	1927	1987	2000
Inst Colombo-Venezolano	CS	Medellin, Colombia	Johnny Rios	1936	1990	1998
Inst de Capacit Adv del Peten/ICAP	CS	Poptun, Peten, Guatemala	Elden Cruz	1973	1990	2003
Inst Metropolitano Adv/Barq	CS	Barquisimeto, Venezuela	Doris Rodriguez	1944	1995	2003
Inst Vicente Suarez	CS	Monterrey, Nuevo Leon, Mexico	Ruperto Martinez	1979		
Inst Voc de Venezuela	CS	Nirgua, Venezuela	Robert Alalido	1964	1983	2001
Inst Vocacional Adv del Llano	CS	Puerto Lopez, Colombia	Manuel Mejia	1975		1997
Kingsway High School	CS	Kingston, Jamaica	Velma Ferguson	1943		1997
Maracas Adventist High School	CS	Port of Spain, Trinidad	Lucille Wiltshire	1927		2003
Mountain View Acad	CS	Richland Park, St Vincent	Ramesh Outar	1958	1990	1998
Northern Caribbean University High School	CS	Mandeville, Jamaica	Brian McFarlane	1919		
Portland High School	CS	Port Antonio, Jamaica, W.I.	Fitzroy Davis	1962		
Savanna-La-Mar High Sch	CS	Westmoreland, Jamaica	Michael A. Fletcher	1968	1988	1996
Southern Academy	CS	Port-of-Spain, Trinidad	Carl Hynes	1953	1990	1998
St. Croix SDA Sec School	CS	St. Croix, US Virgin Islands	Avonelle Ryan	1950		2000
St Lucia SDA Academy	CS	Castries, St Lucia	Donovan Rene	1964	1990	1999
St Thomas-St John SDA Sec Sch	CS	St Thomas, US Virgin Islands	Gordon Williams	1951	1984	2000
Willowdene High Sch	CS	Spanish Town, Jamaica	Joyce L. Mackenzie	1966	1988	1990

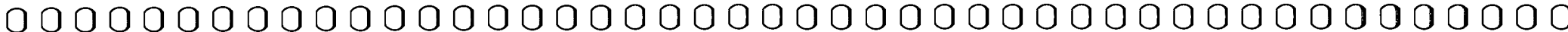
# North American Division

## Postsecondary Schools

Andrews University	G	Berrien Springs, Michigan	Niels-Erik Andreassen	1874	1933	2004
Atlantic Union College	G	South Lancaster, Massachusetts	Sylvan A. Lashley	1882	1938	2004
Canadian University College	G	College Heights, Alberta, Canada	Reo Ganson	1907	1986	2005
Columbia Union College	G	Takoma Park, Maryland	Randal Wisbey	1904	1933	2002
Florida Hospital College of Medical Arts	C	Orlando, Florida	David Greenlaw	1992	1992	2005
Griggs University (HSI)	C	Silver Spring, Maryland	Joseph Gurubatham	1909	1973	2003
Kettering College of Medical Arts	C	Kettering, Ohio	Charles Scriven	1967	1967	2005
La Sierra University	G	Riverside, California	Lawrence Geraty	1922	1962	2002
Loma Linda University	G	Loma Linda, California	B. Lynn Behrens	1905	1962	2004
Oakwood College	C	Huntsville, Alabama	Delbert W. Baker	1896	1958	2006
Pacific Union College	G	Angwin, California	Dick Osborn	1882	1932	2005
Southern Adventist University	G	Collegedale, Tennessee	Gordon Bietz	1916	1934	2002
Southwestern Adventist University	G	Keene, Texas	M. E. Anderson	1894	1937	2005
Union College	G	Lincoln, Nebraska	David Smith	1891	1933	2004
Walla Walla College	G	College Place, Washington	William G. Nelson	1892	1933	2002

## Secondary Schools

Andrews Academy	CS	Berrien Springs, Michigan	Randall Graves	1874	1930	2002
Armona Union Acad	CS	Armona, California	Marianne Brock	1904	1955	2000
Atlanta Adv Acad	CS	Atlanta, Georgia	Stan Hobbs	1981	1985	2003
Auburn Adv Acad	CSB	Auburn, Washington	Keith Hallam	1919	1931	2007
Bakersfield Adv Acad	CS	Bakersfield, California	Linda Fent	1968	1970	2003
Bass Memorial Acad	CSB	Lumberton, Mississippi	Craig Ziesmer	1961	1962	2004
Battle Creek Acad	CS	Battle Creek, Michigan	Kevin Kossick	1872	1930	2004
Bermuda Institute	CS	Southampton, Bermuda	Sheila Holder	1943	1969	2001
Blue Mountain Acad	CSB	Hamburg, Pennsylvania	Spencer Hannah	1955	1955	2004
Broadview Acad	CSB	LaFox, Illinois	Jeanette W. Bryson	1910	1931	2001
Burton Adv Acad	CS	Arlington, Texas	John Hopps	1984	1987	2001
Campion Acad	CSB	Loveland, Colorado	Robert Caskey	1907	1930	2005
Cariboo Adv Acad	CS	Williams Lake, BC, Canada	Warren Friesen	1978	1984	2005
Cascade Christian Academy	CS	Wenatchee, Washington	Doug Brown	1988	1989	2002
Chicago SDA Academy	CS	Chicago, Illinois	Glenn Timmons	1969	1974	2002
Chinook Winds Academy	CS	Calgary, Alberta, Canada	Marilyn Ilechuk	1988	1989	2007
Chisholm Trail Acad	CS	Keene, Texas	Mervin Kesler	1894	1930	2003
College View Acad	CS	Lincoln, Nebraska	Michael Cook	1891	1930	2005
Collegedale Acad	CS	Collegedale, Tennessee	Verle Thompson	1916	1930	2007
Columbia Adv Acad	CS	Battle Ground, Washington	Berit von Pohle	1903	1931	2006
Crawford Adv Acad	CS	Willowdale, ON, Canada	Vernon Langdon	1953	1983	2001
Dakota Adv Acad	CSB	Bismark, North Dakota	Mike Schwartz	1903	1931	2006
Enterprise Acad	CSB	Enterprise, Kansas	Doug Hayes	1919	1930	2001
Escondido Adv Acad	CS	Escondido, California	Jerry Gilkeson	1984	1987	2006
Forest Lake Acad	CSB	Apopka, Florida	John Wheaton	1926	1932	2002
Fraser Valley Adv Acad	CS	Aldergrove, BC, Canada	John Janes	1971	1979	2004
Fresno Adv Acad	CS	Fresno, California	Frank Jones	1921	1931	2002
Garden State Acad	CSB	Tranquility, New Jersey	Lou Ivins	1926	1949	2001
Gem State Adv Acad	CSB	Caldwell, Idaho	John Gatchet	1918	1931	2007
Georgia-Cumberland Acad	CSB	Calhoun, Georgia	Fordyce Koenke	1965	1967	2003
Glendale Adv Acad	CS	Glendale, California	Gwendolyn Merideth	1923	1930	2004
Golden Gate Acad	CS	Oakland, California	Lindsay Petersen	1923	1930	2005
Great Lakes Adv Acad	CSB	Cedar Lake, Michigan	Raymond D. Davis	1898	1930	2007



Greater Atlanta Adv Acad	CS	Atlanta, Georgia	James Lamb	1981	1984	2001
Greater Boston Acad	CSB	Stoneham, Massachusetts	Nancy Vecchione	1944	1949	2001
Greater Miami Acad	CS	Miami, Florida	Don Watson	1960	1971	2002
Greater New York Acad	CS	Woodside, New York	Del Metellus	1920	1930	2002
Hawaiian Mission Acad	CS	Honolulu, Hawaii	Josue Rosado	1915	1932	2006
Highland Acad	CSB	Portland, Tennessee	Jim Ingersoll	1945	1949	2008
Highland View Acad	CSB	Hagerstown, Maryland	Tim Zytoskee	1967	1967	2001
Hinsdale Adventist Academy	CS	Hinsdale, Illinois	John Youngberg		1996	2004
Home Study International	CS	Silver Spring, Maryland	Joseph Gurubatham			
Indiana Acad	CSB	Cicero, Indiana	Robert Rice	1902	1931	2005
Jefferson Adv Acad	CSB	Jefferson, Texas	Rebecca Bolinger	1960	1969	2001
Kingsway Coll	CSB	Oshawa, ON, Canada	David Branum	1903	1962	2006
La Sierra Acad	CS	Riverside, California	Bud Moon	1922	1930	2002
Lodi Acad	CS	Lodi, California	Samir Berbawy	1908	1930	2002
Loma Linda Acad	CS	Loma Linda, California	L. Roo McKenzie	1920	1931	2002
Los Angeles Adv Acad	CS	Los Angeles, California	Calvin Lloyd	1938	1939	2001
Madison Acad	CS	Madison, Tennessee	Leslie Louis	1904	1970	2006
Maplewood Acad	CSB	Hutchinson, Minnesota	Marshall Bowers	1904	1930	2003
Mesa Grande Adv Acad	CS	Calimesa, California	Gordon Day	1989	1993	2005
Miami Union Acad	CS	Hialeah Gardens, Florida	Regina Harris	1986	1989	2003
Midland Adventist Academy	CS	Shawnee, Kansas	Teryl Loeffler		1999	2002
Mile High Adv Acad	CS	Denver, Colorado	Del Marc Lovejoy	1963	1967	2003
Milo Adv Acad	CSB	Days Creek, Oregon	John Kriegelstein	1955	1955	2005
Modesto Adv Acad	CS	Modesto, California	John Vixie	1937	1940	2003
Monterey Bay Acad	CSB	La Selva, California	Bill Keresoma	1949	1950	2001
Mount Ellis Acad	CSB	Bozeman, Montana	Ray Cummings	1902	1931	2007
Mount Pisgah Acad	CSB	Candler, North Carolina	Rick Anderson	1914	1952	2007
Mount Vernon Acad	CSB	Mount Vernon, Ohio	Loren Taber	1893	1929	2003
Mountain View Acad	CS	Mountain View, California	Donald Olson	1922	1930	2005
Newbury Park Adv Acad	CS	Newbury Park, California	Harold Crook	1948	1949	2002
Northeastern Acad	CS	New York, New York	Allan Chase	1947	1931	2007
Oakwood Acad	CS	Huntsville, Alabama	Ellen Turner Bagley	1944	1953	2001
Okanagan Adv Acad	CS	Kelowna, BC, Canada	Janet Brock	1920	1979	2006
Orangewood Adv Acad	CS	Garden Grove, California	Rajeev Rambob	1961	1963	2003
Ozark Adv Acad	CSB	Gentry, Arkansas	Charles Dart	1940	1947	2005
Pacific Union Coll Prep Sch	CS	Angwin, California	Larry Hiday	1882	1930	2005
Paradise Adventist Academy	CS	Paradise, California	John Spano		1997	2001
Parkview Adv Acad	CS	College Heights, Alberta, Canada	Anthony Reeves	1907	1979	2006
Peterson-Warren Acad	CS	Inkster, Michigan	Juanita Martin	1964	1979	2002
Pine Forge Academy	CSB	Pine Forge Pennsylvania	Diana Carguill	1946	1950	2004
Pine Tree Academy	CS	Freeport, Maine	Wesley Johnston	1974	1930	2004
Platte Valley Academy	CSB	Shelton, Nebraska	Charles Castle	1919	1930	2005
Portland Adventist Academy	CS	Portland, Oregon	Matthew Stanfill	1927	1941	2003
Puget Sound Adventist Academy	CS	Kirkland, Washington	Doug White		1997	2004
Richmond Academy	CS	Richmond, Virginia	William Friday		1996	2001
Rio Lindo Adventist Academy	CSB	Healdsburg, California	Albert Miller	1962	1962	2004
Sacramento Adv Academy	CS	Carmichael, California	Shirley White	1957	1959	2006
San Diego Academy	CS	National City, California	Wayne Longhofer	1932	1932	2004
San Fernando Valley Acad	CS	Northridge, California	Samuel Geli	1902	1963	2001
San Gabriel Acad	CS	San Gabriel, California	David Penner	1959	1965	2001
Sandy Lake Adv Acad	CS	Bedford, Nova Scotia, Canada	Lee Richareds	1974	1984	2005
Shenandoah Valley Acad	CSB	New Market, Virginia	Mark Wile	1908	1931	2001
South Lancaster Acad	CS	South Lancaster, Massachusetts	Gary Force	1882	1931	2004

Spring Valley Acad	CS	Centerville, Ohio	J. D. Mutchler	1969	1972	2001
St John's Adv Acad	CS	St John's, Newfoundland, Canada	Kevin Honey	1895	1984	2003
Sunnydale Acad	CSB	Centralia, Missouri	Joseph Allison	1946	1948	2006
Takoma Acad	CS	Takoma Park, Maryland	Larry Kromann	1904	1931	2003
Thunderbird Adv Acad	CSB	Scottsdale, Arizona	Klaus Leukert	1920	1954	2006
Tidewater Adventist Academy	CS	Chesapeake, Virginia	Mark Walker		1996	2001
Union Springs Acad	CSB	Union Springs, New York	Judith Hodder	1921	1931	2007
Upper Columbia Acad	CSB	Spangle, Washington	John Nafie	1945	1930	2003
Valley Grande Acad	CSB	Weslaco, Texas	Arsenio Hernandez	1937	1952	2002
Walla Walla Valley Acad	CS	College Place, Washington	John Deming	1892	1930	2003
Wisconsin Acad	CSB	Columbus, Wisconsin	John Thomas	1899	1930	2004

#### Northern Asia-Pacific Division

##### Postsecondary Schools

Hong Kong Adv Coll	C	Kowloon, Hong Kong	David Bissel	1903	1982	2004
Sahmyook College	C	Seoul, Korea	Jeong, Soon Young	1973	1979	2004
Sahmyook Nursing and Health Coll	C	Seoul, Korea	Cho, Dae Yun	1980	1999	2004
Sahmyook University	G	Seoul, Korea	Nam, Daegeuk	1906	1979	2004
Saniku Gakuin College	C	Chiba-ken, Japan	Yoshibumi Takahashi	1919	1980	2002
Taiwan Adv Coll	C	Yu Chih, Taiwan	Alice Magarang	1952	1984	2003

##### Secondary Schools

Donghae Academy	CSB	Dong Hae, Korea	Lee, Gei Bok	1952	1984	2003
Hankook Academy	CSB	Seoul, Korea	Shin, Chang Keun	1906	1993	2003
Hiroshima Academy	CSB	Shimotokura, Hiroshima-ken, Japan	Yuji Amano	1919	1984	2003
Honam Academy	CS	Gwanju, Korea	Joy, Young Sub	1953	1989	2003
Hong Kong Sam Yuk Sec Sch	CS	Happy Valley, Hong Kong	Lawrence Yu Cheong Ning	1947	1984	2002
Kowloon Sam Yuk Sec Sch	CS	Kowloon, Hong Kong	Gracre W Lai	1937	1986	2002
Macao Sam Yuk Middle School	CS	Macau	Joseph Wai Hing Lo	1953	1999	2002
Sam Yuk Middle Sch	CS	Kowloon, Hong Kong	Ricky Lau Shun On	1902	1986	2001
Seohae Academy	CSB	Hongsung, Korea	Shim, Dong Seoop	1954	1984	2001
Seoul Academy	CSB	Guri, Korea	Gi, Young Song	1947	1986	2001
Tai Po Sam Yuk Sec School	CS	Tai Po, New Territories, Hong Kong	Mei Mei Chu	1956	1956	2002
Taiwan Adventist Academy	CSB	Yu Chih, Nantou County, Taiwan	Alice Magarang	1964	1994	2003
Wonju Academy	CSB	Wonju, Korea	Yim, Tae Been	1963	1986	2001
Yung Nam Academy	CSB	Gyung-san-city, Korea	Lee, Won Woo	1953	1984	2001

#### South American Division

##### Postsecondary Schools

Bolivia Adventist University	C	Cochabamba, Bolivia	Guido Medina	1931	1987	2004
Brazil Adventist University	G	Engenheiro/Sao Paulo, SP, Brazil	Nevil Gorski	1983	1992	2002
Chile Adventist University	C	Chillan, Chile	Abraham Acosta	1906	1980	2002
Ecuador Adv Superior Tech Institute	JC	S.D.Colorados, Pichincha, Ecuador	Miriam de Pitaro	1995		
Latin-Amer Adv Theo Sem	G	Brasilia, DF, Brazil	Wilson Endruweit	1979	1987	2002
Northeast Argentine Academy	JC	L.N. Alem, Misiones, Argentina	Hector Perez	1923	1987	2000
Northeast Brazil College	C	Cachoeira, BA, Brazil	Clovis F. Bunzen, Jr.	1979	1987	2001
River Plate Adventist University	G	Entre Rios, Argentina	Luis Schulz	1898	1973	2002
Peruvian Union University	G	Nana, Lima, Peru	Merling Alomia	1919	1976	2000



# Secondary Schools

## AUSTRAL UNION

Col Adv de Asuncion/CADA	CS	Asuncion, Paraguay	Gregorio Limenza	1971	1989	2001
Col Adv de Bahia Blanca	CS	Bahia Blanca, Argentina	Sergio Suschevich	1994	1998	2001
Col Adv de Villa Regina	CS	Gral.Roca,Belgrano,Rio Negro,Argentina	Ruben Gerometta	1994	1998	2001
Col Adv del Este Paraguayo	CSB	Ciudad del Este, Paraguay	Enrique Albrecht	1995	1997	2000
Inst Adv del Plata/IAP	CSB	V. L. S. Martin, E. Rios, Argentina	Nestor Alberro	1898	1984	2000
Inst Adv de Balcarce/IAB	CSB	Balcarce, Bs. As., Argentina	Carlos A. Sapia	1986	1987	2000
Inst Adv de Cordoba/IADC	CS	Cordoba, Argentina	Gustavo Laco	1983	1985	2002
Inst Adv Florida/IAF	CS	Florida, G.B.A., Argentina	Nestor Sand	1914	1984	2000
Inst Adv de Mendoza/IAME	CSB	Mendoza, Argentina	Cesar Ziegler	1987	1989	2002
Inst Adv de Moron/IAMo	CS	Moron, G.B.A., Argentina	Osvaldo Cayrus	1987	1989	2002
Inst Adv de Resistencia/IARE	CS	Resistencia, Argentina	Carlos Moran	1989	1991	2002
Inst Adv del Uruguay/IAU	CSB	Progreso, Canelones, Uruguay	Carlos Mesa	1944	1985	2002
Inst Adv J. B. Alber/IAJBA(North Argen Acad)	CSB	L.N. Alem, Misiones, Argentina	Hector Perez	1923	1984	2003
Inst Adv L. Polvorines/IALP	CS	Los Polvorines, G.B.A. Argentina	Donald Leichner	1983	1989	2004
Inst Adv Santa Fe/IASF	S-2	Santa Fe, Argentina	Raul Alvarez	1987	1989	2001

## BOLIVIA UNION

Cen Edu Adv de Bolivia/CEAB-MOB	CS	Vinto, Cochabamba, Bolivia	Miriam de Rodriguez	1931	1984	1999
Col Adv de Aroma-J.R.Bustamante.CAJB-MBO	CS	Aroma, Chiarumani, Bolivia	David Soto Quispe	1979		
Col Adv de Aroma-Sica-Sica,La Huachaca/MBO	CS	Aroma, La Huachaca, Bolivia	Samuel Aquilar	1987	1993	2001
Col Adv de Aroma-Los Andes/IALA-MBO	CS	Aroma, La Paz, Bolivia	Elias Ticona Ayala	1978	1992	1998
Col Adv de Aroma-Patacamaya-CAPat-MBO	CS	Aroma, Patacamaya, Bolivia	Mario Flores Mamani	1979	1995	2001
Col Adv de Aroma-San Marcos/CASAM-MBO	CS	Collana, Bolivia	Hilarion Quispe R.	1979	1994	2001
Col Adv de Caranavi/MBO	CS	Caranavi, Bolivia	Wilfredo Condemaita Mamani	1979	1992	2002
Col Adv de Cochabamba/DF Sarmiento/CoACo-MBO)CS		Cochabamba, Bolivia	Vincente Chura	1985	1989	2002
Col Adv de Gran Chaco-Yacuiba,Espeado-MOB	CS	Yacuiba, Tarija, Bolivia	Martin Beltran Y.	1993	1995	2002
Col Adv de Ichilo -Yapacani-MOB	CS	Ichilo, Yapacani, Bolivia	Edgar Santos	1997	1999	2001
Col Adv de Ingavi-Viacha/CAV-MBO	CS	Viacha, Bolivia	Jacinto Mendoza	1979	1995	2001
Col Adv de La Paz-Miraflores/CAMi-Bol-MBO	CS	Murillo, La Paz, Bolivia	Arturo Chambilla	1986	1995	1999
Col Adv de La Paz-M.El Alto Franz Tamayo-MBO	CS	La Paz,Murillo,Alto Sur,V.Bolivar D, Bolivia	German Vargas Acha	1993	1995	1998
Col Adv de Montero-MOB	CS	Montero, Obispo Santiseban, Bolivia	Ediberto Duarte R.	1997	1998	2001
Col Adv de Omasuyos-Achacachi/J Cruz-CEAA-MBOCS		Omasuyos, Achacachi, Bolivia	Ricardo Lobo Justiniano	1979	1994	2002
Col Adv de Santa Cruz de La Sierra//CASC-MBO	CS	Sta. Cruz de la Sierra, Bolivia	Carmen Zurita	1979	1994	2002
Col Adv de Sud Yungas Chulumani/CACHu-MBO	CS	Sud Yungas, Chulumani, Bolivia	Becky Perales	1979	1992	2001
Col Adv de Sud Yungas Palos Blancos/CAPB-MBO	CS	Sud Yungas, Palos Blancos, Bolivia	Ruth Coronado Vega	1985	1992	2000
Col Adv de Trinidad-MOB	CS	Beni - Trinidad	Severino Vasquez	1999	1999	2001
Col Adv de Guayaramirim/CAGM-EBOTT-MOB	CS	Guayaramirim, Bolivia	Rodofo Ferrufino	1979	1992	1998
Col Adv de La Paz-Harry Pitman/CAHP-MBO	CS	La Paz,El Alto, Bolivia	Alberto Catari C.	1979	1992	2002
Col Adv de Oruro-Central-EGW-MBO	CS	Oruro, Bolivia	Napoleon Barrientos Mirales	1997	1999	2001
Col Adv de Pacajes-MBO	CS	Pacajes Bolivia	German Vargas	1998	1998	2000
Col Adv Gen.Jordan-Cliza (Carreno-Ortuno)MOB	CS	Gen Jordan, Cliza, Cochabamba, Bolivia	Renato Medina	1997	1998	2001

## CENTRAL BRAZIL UNION

Col Adv de Bauru-APO	CS	Bauru, S.Paulo, Brasil	Glauce N. S. Bomfim	1995	1999	2002
Col Adv de Brasilia-CEAMA-APLaC	CS	Plano Piloto, Brasilia, DF, Brazil	Wilson Schenfeld	1997	1999	2003
Col Adv de Campinas-APaC	CS	Campinas, S. Paulo, Brasil	Dilma Araujo Andrade	1992	1993	2001
Col Adv de Campo Limpo-APS	CS	Campo Limpo, S. Paulo,Capital, Brazil	Dorli Gomes dos Reis	1993	1996	2000
Col Adv de Capao Redondo-APS	CS	Capao Redondo, S. Paulo, Brasil	Alacy Mendes Barbosa	1993	1996	2000
Col Adv de Cotia-AP	CS	Cotia, GSP, Sao Paulo, Brazil	Raimundo A. Cunha	1996	1998	2002
Col Adv de Diadema-AP	CS	Diadema, GSP, S. Paulo, Brazil	Amirildo da Silva	1997	1999	2003
Col Adv de Goiania-ABC	CS	Goiania, Goias, Brazil	Wanderlei A. Bespo	1994	1996	2003

Col Adv de Guarulhos-Vila Galvao-APL	CS	Guarulhos, V. Galvao, GSP, Brazil	Silvana Mattos L. Lopes	1990	1993	2001
Col Adv de Itarare-APaC	CS	Itarare - S. Paulo, Brazil	Diogenes Lopes Machado	1999		
Col Adv de Jacarei-APL	CS	Jacarei, S. Paulo, Brasil	Tania M. Guimaraes Merlin	1996	1998	2002
Col Adv de Mogi das Cruzes-APL	CS	Mogi das Cruzes, GSP, S.P. Brazil	Ione C. dos Santos	1994	1996	2001
Col Adv de Osasco-Vila Yara-AP	CS	Osasco, GSP, S. Paulo, Brazil	Ricardo Humberto Bertelli	1996		
Col Adv de Presidente Prudente-APO	CS	Presidente Prudente, S.P. Brazil	Jose Veloso Santos	1995	1999	2003
Col Adv de Rondonopolis-MMT	CS	Rondonopolis, Mato Grosso, Brazil	Perci Alves da Silva	1997		
Col Adv de S. Jose do Rio Preto-APO	CS	S. Jose do Rio Preto, S.P. Brazil	Daniel Florentino Villegas	1006	1998	2002
Col Adv de S. Miguel Paulista-APL	CS	S. M. Paulista, S. Paulo, Capital, Brasil	Eliezer Caldas Moura	1995	1997	2000
Col Adv de Santo Amaro/CoAsa-APS	CS	Sto. Amaro, S. Paulo, Brazil	Helio V. dos Santos	1990	1993	2000
Col Adv de Santo Andre/CASA-AP	CS	Sto. Andre, G.S. Paulo, Brasil	Edson L. Jubanski	1987	1989	2001
Col Adv de Sao Carlos-APO	CS	Sao Carlos, San Paulo, Brazil	Abigail Silva Santos	1994	1996	2003
Col Adv de Sao Jose dos Campos-APL	CS	S. Jose dos Campos, S.P. Brazil	Irlene Sueli Soares	1995	1997	2002
Col Adv de Sorocaba-APaC	CS	Sorocaba, S. Paulo, Brazil	Enoch Silva	1996		
Col Adv de Taguatinga-APLaC	CS	Taguatinga, Brasilia, DF, Brasil	Leia Maria Rodrigues	1995	1997	2000
Col Adv de Tucuruvi-APL	CS	Tucuruvi, San Pablo, Capital, Brazil	Alexandre de Andrade	1994	1996	2001
Col Adv de Varzea Grande-Central-MMT	CS	Varzea Grande, Central-Mato Grosso, Brasil	Benedito de Carvalho Leite	1993	1996	2002
Col Adv de Vila das Belezas-APS	CS	V. das Belezas, S.P., Capital, Brazil	Ester Vieira Silva Tito	1995	1997	2000
Inst Adv Brasil Central Abadiania/IABC-ABC	CSB	Abadiania, Goias, Brasil	Heber F. De Oliveira	1981	1991	2001
Inst Adv de Ensino/Eng Coelho/IAE-EC-APaC	CS	Engenheiro Coelho, S. Paulo, Brasil	Narciso Liedke Filho	1984	1989	2003
Inst Adv de Ensino-Capao Redondo/IAE-SP-APS	CS	Capao Redondo, S. Paulo, Brazil	James Daniel	1915	1984	2003
Inst Adv Sao Paulo-Hortolandia/IASP-APaC	CSB	Hortolandia, S. Paulo, Brasil	Irineu Rosales	1949	1984	1998
<b>CHILE UNION</b>						
Comp Ed Adv de Los Angeles/CEALA	CSB	Bio-Bio, Los Angeles, Chile	Rolando Montoya	1978	1984	2000
Col Adv de Antofagasta/CAA	CS	Antofagasta, Chile	Eugenio Punucura	1991	1994	2000
Col Adv de Calama	CS	El Loa, Calama, Chile	Ruben Salamanca	1993	1995	2000
Col Adv de Concepcion/CADEC	CS	Concepcion, Chile	Nelson Gutierrez	1982	1984	2000
Col Adv de Molina/CAMO	CS	Molina, Chile	Juan Carlos Diaz	1989	1994	2000
Col Adv de Porvenir-Santiago	CS	Santiago, Porvenir, Chile	Abner Soto Bustias	1993	1994	2000
Col Adv de Quilpue/CAQ	CS	Rosita Munoz	Armin Neumann	1991	1994	2000
Col Adv Las Condes/CALC	CS	Las Condes, Santiago, Chile	Victor Perez	1962	1984	2000
Col Adv Santiago Sur/CASS	CS	Santiago, San Joaquin, Chile	Ester Silva	1982	1984	1997
Comp Ed Adv Chillan-Nuble/CEAC	CS	Nuble, Cohueco, Chile	Marita Padilla	1906	1984	2002
Liceo Adv Temuco/LAT	CS	Temuco, Chile	Priscilla Quinteras	1934	1984	2002
<b>EAST BRAZIL UNION</b>						
Cent Ed A do R Janeiro-Tijuca-Central/CEARJ	CS	Tijuca, Central, Rio de Janeiro, RJ, Brasil	Almir A. De Oliveira	1990	1991	2001
Col Adv Belo Horizonte-Colorado	CS	Belo Horizonte, M. Gerais, Brazil	Nilma de Melo Freire	1994	1995	2003
Col Adv de Ipatinga	CS	Ipatinga, Minas Gerais Brazil	Frank Viana de Carvalho	1997		
Col Adv de Jacarepagua	CS	Jacarepagua, Rio de Janeiro, Brazil	Salon Ferandes da Costa	1996	1998	2002
Col Adv de Uberlandia	CS	Uberlandia, Minas Gerais, Brazil	Elivaldo Jones Costa Silva	1996	1999	2002
Col Adv de Vitoria	CS	Vitoria, Espirito Santo, Brazil	Rubens Dorneles da Silva	1996	1998	2001
Edu E. Santense Adv-Colatina/EDESSA	CSB	Colatina, ES, Brasil	Samuel Kuster	1963	1984	2000
Inst Adv de Minas Gerais-Lavras/IAEMG	CSB	Lavras, Minas Gerais, Brazil	Josias Candido de Lacerda	1994	1995	2004
Inst Petropolis Ensino/IPAE	CSB	Petropolis, RJ, Brasil	Ednilson Medeiros	1939	1984	2003
<b>NORTH BRAZIL UNION</b>						
Col Adv de Altamira "Profra Elza Gutzeit"	CS	Altamira, Para, Brazil	Sara L. Storch dos Santos	1996	2000	2004
Col Adv de Ji-Parana	CS	Ji-Parana, Rondonia, Brazil	Lidia Graepp Voos	1997	2000	2005
Col Adv de Porto Velho	CS	Porto Velho, Rondonia, Brazil		1997	2000	2004
Col Adv de Sao Luiz	CS	Sao Luiz, Maranhao, Brazil	Valdir dos Santos Mota	1993	1995	2004
Inst Adv Agro-Indust -R. Preto da Eva/IAAI	CSB	R. Preto da Eva, Amazonas, Brazil	Elias Costa de Oliveira	1968	1984	2005

Inst Adv de Amazon Ocident-Mor da Ser/IAAMO	CSB	Ouro Preto, Rondonia, Brazil	Carlos Augusto da Silveira P.	1992	1993	2000
Inst Adv de de Belem-Grao Para/IAGP	CS	Belem, PA, Brazil	Valdir dos Santos Mota	1961	1987	2004
Inst Adv de Manaus-Cachoeirinha/IAM	CS	Manaus, Cachoeirinha, AM, Brazil	Aurecir Kennerly de Castro	1982	1989	2004
Inst Adv Tr Agro-Ind-Uruara/IATAI	CSB	Uruara, Altamira, PA, Brazil	Josue Martins	1978	1991	2004
NORTHEAST BRAZIL UNION						
Col Adv de Eunapolis	CS	Eunapolis, Bahia, Brazil	Luciene de Aguiar Casais	1997	1999	2002
Col Adv de Itabuna	CS	Itabuna, Bahia, Brazil	Najla Rodrigues Mendes	1997	1999	2002
Col Adv de Salvador/CAS	CS	Salvador, BA, Brazil	Jose Aparecido Anunciacao A.	1988	1989	2002
Educ Nordestino Adv-Belem de Maria/ENA	CSB	Belem de Maria, PE, Brazil	Amaro Jose Rodrigues	1943	1984	2003
Inst Adv de Fortaleza	CS	Fortaleza, Ceara, Brasil	Regina M. Lima Marinho	1994	1999	2002
Inst Adv do Recife-Arruda	CS	Arruda, Recife, Pernambuco, Brazil	Judite de Andrade Barbosa	1994	1999	2003
Inst Adv Ens Nordeste-Cachoeira/IAENE	CS	Cachoeira, BA, Brazil	Clovis Ferreira Bunzen, Jr.	1979	1984	2000
PERU UNION						
Col Adv de Arequipa II-Hunter E P Forga-MPS	CS	Arequipa, J. Hunter, Peru	Queleon E. Mamani Quispe	1993	1995	1998
Col Adv de Arequipa J.S. Martin-MPS	CS	Arequipa, Tingo, Peru	Maria Tenorio de Cornejo	1979	1987	1998
Col Adv de Bagua-La Peca-7o Dia-MPN	CS	Bagua Chica, La Peca, Peru	German G. Garcia	1986	1995	1998
Col Adv de C Portillo-C-P-Ucayali-MOP	CS	C. Portillo, Callaria, Pucallpa, Ucayali, Peru	Daniel Alomia Lozano	1967	1987	1998
Col Adv de Callao Alborada/CAA1-APC-N	CS	Callao, Peru	Fresia B. De Mejia	1979	1988	2000
Col Adv de Chamchamayo, Pichanaki-Bethel-MAC	CS	Pichanaki, Bethel, Peru	Marcos Villanueva M.	1997	1999	2002
Col Adv de Chanchamayo Pe-Mar/Eben/CAMa-MAC	CS	Marankiari, Peru	Orestes Mamani Quispe	1984	1999	2002
Col Adv de Chepen-El Porvenir-MPN	CS	Chepen, Peru	Juan Becerra Pisco	1993	1995	1998
Col Adv de Chiclayo/CACH-MPN	CS	Chiclayo, Peru	Jose Alberto Nole Zapata	1979	1989	1994
Col Adv de Chucuito-Desaguadero-L. Ch./CAD-MLT	CS	Chucuito, Desaguadero, Peru	Heraclides Medina Navarro	1988	1994	1998
Col Adv de Cusco-Jose Pardo/CAJP-MPS	CS	Cusco, Peru	Ricardo S. Turpo Mancha	1979	1987	1998
Col Adv de El Collao-Ilave-Mar Castilla/CAI-MLT	CS	El Collao, Ilave, Peru	Antonio Zevallos Paca	1984		
Col Adv de El Salvador-APC-S	CS	El Salvador, Lima, Peru	Hector Medina Sanchez	1979	1993	1997
Col dv Huancayo-Chilca/El Mantaro-CAH-MAC	CS	Huancayo, Chilca, Peru	Jose Luis H. Andia	1983	1989	2001
Col Adv de Leoncio Prado-Bella Durmiente-MOP	CS	Leoncio Prado, Tingo Maria, Peru	Esther R. Orellana	1993	1995	1997
Col Adv de Lima-Jesus Maria-Av Brasil-APC	CS	Lima, Jesus Maria, Peru	Flor Flores Ramos	1993	1995	1999
Col Adv de Lima-Brema-Av Espana/CAAE-APC-N	CS	Lima, Brena, Av. Espana, Peru	Victor Leon Plasencia	1979	1992	1998
Col Adv de Lima-Miraflores/CoAm-Pe-APC-S	CS	Lima, Peru	Jan Melgar	1954	1985	1996
Col Adv de Maynas-Iquitos-Amazonas-MOP	CS	Maynas Iquitos, Amazonas, Peru	Aquilino Coangui Quispe	1979	1987	1998
Col Adv de Moyobamba-P. Pasco-Noriega-MOP	CS	Moyobamba, Peru	Segundo Diogenes Davila G.	1993	1995	1999
Col Adv de Piura-San Miguel-MPN	CS	Piura, Peru	Carlos Corrales Ruiz	1993	1995	1999
Col A de Plateria/CAPla-F.S.-MLT	CS	Plateria, Puno, Peru	R. Jose Apaza Quilca	1922	1985	1998
Col Adv de Puno-Central/CAPu-MLT	CS	Puno, Peru	Felipe C. Mollepaza L.	1984	1992	2002
Col Adv de Rioja, Nueva Cajamarca-Simon Bolivar	CS	Rioja, N. Cajamarca, Peru	Crecencio Chavez Perez	1993	1993	2003
Col A de San Martin-Tarapoto/CATar-JSM-MOP	CS	San Martin, Tarapoto, Peru	Edgar E. Mamani de Rodriguez	1979	1989	1995
Col Adv de San Roman-Juliaca/P.Kalbermatter-MLT	CS	San Roman, Juliaca, Peru	Wladimir H. Loayza	1998	1999	2001
Col Adv de San Roman-Juliaca Rin-Am//CAR-MLT	CS	San Roman, Juliaca, Rinconada-Americana, Peru	Crecencio M. Quispe	1985	1995	1999
Col Adv de San Roman-Juliaca-Titicaca/CAT-MLT	CSB	San Roman, Juliaca, Titicaca, Chulumani, Peru	Santos Corrales	1979	1987	2003
Col Adv de Santa-Chimbote-El Santa/CoAChi-APC	CS	El Santa, Chimbote, Peru	Miguel A. Guevara Vasquez	1989	1995	1998
Col Adv de Tacna/28 Jul-CATa-MPS	CS	Tacna, Peru	Ruben Rodrigres Orellana	1979	1992	2002
Col Adv de Tambopata-M.deDios-P.Maldonado-MPS	CS	Tambopata, M. De Dios, Peru	Ruth Velasquez Calcina	1993		
Col Adv de Tocache/FS-CATo-MOP	CS	Tocache, Peru	Juliano Aranda Bocanegra	1979	1993	1997
Col Adv de Trujillo/CATu-JSM-MPN	CS	Trujillo, Peru	Epifanio Jesus Varillas	1979	1989	1994
Col Adv de Tumbes-Las Americas-MPS	CS	Tumbes, El Recreo, Peru	Victor Americo S. Leon	1993	1995	1998
Col Adv de Y Espinar/CAYP-MPS	CS	Espinar, Peru	Daniel S. H. Arapa	1979	1987	2002
Col Adv A Ind de Sandia-Central/CAAIS-MLT	CS	Sandia, Peru	Constantino Calsina Paucar	1979		
Comp Ed AdvChosica-Nana Union/CEAU-APC	CSB	Lurigancho, Nana, Lima, Peru	Abraham Lazo	1919	1988	2000



**SOUTH BRAZIL UNION**

Col Adv de Esteio-ASR	CS	Esteio, BPOA, RS, Brazil	Elias Batista de Oliveira	1994	1996	2000
Col Adv de Florianopolis-Estreito/RRA/CARRA-AC	CS	Florianopolis, Estreito, SC, Brasil	Anderson da Silva Voos	1991	1996	2000
Col Adv de Gravatai-Monte Belo-ASR	CS	M. Belo, Gravatai, R.G.S., Brasil	Austragessimo de Andrade	1995		
Col Adv de Joinvil/Saguacu-C.P.II-AC	CS	Joinville, Saguacu, SC, Brasil	Jose Roberto Fuckner	1990	1996	2000
Col Adv de Londrina-ANP	CS	Londrina, PR, Brasil	Mercedes Dias Kumpel	1993	1996	2001
Col Adv de Maringa-ANP	CS	Maringa, PR, Brasil	Sonir Brum de Oliveira	1993	1996	2001
Col Adv de Porto Alegre-Camaqua-ASR	CS	Porto Alegre,Camaqua, Brasil	Eliseu Prates dos Reis	1993	1996	2000
Col Adv de Porto Alegre-Floresta-MR	CS	Porto Alegre,Floresta, RS, Brasil	Jose Humberto L. Cardoso	1987	1989	2000
Col Adv Nov Hamburgo-Central-ASR	CS	Novo Hamburgo, GPOA, RS, Brazil	Jose Germanowicz	1987	1989	2000
Col Curitiba Adv-Curitiba-Matriz/CCA-ASP	CS	Curitiba,Matriz, PR, Brasil	Eliezer Alvarez	1987	1992	2000
Inst Adv Campo Grandense-AMS	CS	Campo Grande,Mato Grosso do Sul, Brazil	Luiz Claudio Monteiro	1996		
Inst Adv Cruzeiro do Sul-Taquara/IACS-ASR	CSB	Taquara, RS, Brasil	Milton C. de Souza	1928	1984	2001
Inst Adv Paranaense-Ivatuba/IAP	CSB	Ivatuba, PR, Brasil	Jose Paulo Martini	1947	1984	2000

**NORTH ECUADOR MISSION**

Col Adv de Quito/CAQ	CS	Quito, Ecuador	Carlos Jaramillo	1983	1991	2000
----------------------	----	----------------	------------------	------	------	------

**SOUTH ECUADOR MISSION**

Col Adv de Guayaquil-Del Pacifico-CoAPa	CS	Guayaquil, Ecuador	Hector Palacios C.	1979	1989	2000
Col Adv del Ecuador/CADE	CSB	Pichincha, Ecuador	Miryam de Pittaro	1961	1985	2000

**South Pacific Division****Postsecondary Schools**

Avondale College	G	Cooranbong, NSW, Australia	Geoffrey Madigan	1892	1980	2002
Fulton College	C	Tailevu, Fiji		1904	1987	2002
Pacific Adv University	G	Boroko, Papua New Guinea	Harold Peters	1984	1987	2003
Sonoma Adv College	C	Rabaul, Papua New Guinea	Samson Kuku	1968	1987	2001

**Secondary Schools**

Aore Adventist High School	CSB	Aore, New Hebrides	Kenny Elisha	1928	1997	2000
Auckland Adventist High School	CS	Auckland, New Zealand	Jack Ryan	1942	1988	2003
Avondale Adventist High School	CS	Cooranbong, NSW, Australia	David Faull	1892	1989	2006
Betikama Adventist High School	CSB	Guadalcanal, Solomon Islands	Samson Panda	1948	1994	2002
Beulah College	CS	Nuku'alofa, Tonga	Afisai Mahe	1938	1990	1999
Blue Hills Adventist School	CS	Lismore, NSW, Australia	G. Way	1978	1995	2000
Border Christian College	CS	Albury, New South Wales, Australia	S. Littlewood	1942	1990	2001
Brisbane Adventist College	CS	Mt. Gravatt, Queensland, Australia	Gavin Williams	1973	1993	1999
Carmel Adventist College	CSB	Carmel, West Australia	Brian Mercer	1907	1989	2005
Central Coast Adventist School	CS	Erina, New South Wales, Australia	D. Bennetts	1962	1993	2000
Christchurch Adventist High School	CS	Christchurch, New Zealand	Mark Hansen	1925	1988	2001
Gilson College	CS	St. Albans, Victoria, Australia	M. Vodell	1988	1997	2000
Henderson College	CS	Mildura, Victoria, Australia	C. Gallagher	1951	1993	1998
Hilliard Christian School	CS	West Moonah, Tasmania, Australia	C. Szeszeran	1933	1992	2004
Kabiufa Adventist High School	CSB	Goroka, Papua New Guinea	Jones Taos	1953	1995	2003
Kambubu Adventist High School	CSB	New Britain Island, Papua New Guinea	Neva Jiminez	1950	1997	2001
Kauma Adventist High School	CS	Abemama, Kiribati	Tekemau Ribabaiti	1949	1997	2004
Kukudu Adventist High School	CS	Kukudu, Solomon Islands	Eric Golo	1947	1995	2000
Lilydale Adventist Academy	CSB	Lilydale, Victoria, Australia	Ross Reid	1964	1984	2001
Longburn College	CSB	Longburn, New Zealand	Peter Kilgour	1993	1987	2003

Mackay Seventh-day Adventist School	CS	Mackay, Queensland, Australia	I. Baskin	1978	1988	2001
Macquarie College	CS	Wallsend, NSW, Australia	Glen King	1933	1993	2005
Mt. Diamond Adventist High School	CS	Boroko, Papua New Guinea	Allan Clark	1972	1994	2000
Mountain View SDA School	CS	Doonside, NSW, Australia	J. Carter	1981	1992	2002
Navesau Jr Secondary School	PS	Wainibuka, Fiji	Pomipate Senikau	1964	1988	2001
Northpine Christian College	PS	Kallangue, Queensland, Australia	Anthony Kent	1940	1993	2005
North West Christian School	CS	Penguin, Tasmania, Australia	D. Robinson	1950	1993	1999
Nunawading Adventist College	CS	Nunawading, Victoria, Australia	Robert Wareham	1974	1993	1999
Paglum Junior High School	CS	Mt. Hagen, Papua New Guinea	J. Kombut	1957	2000	2002
Papaaroa College	PS	Rarctonga, Cook Islands	Geoffrey Taikakara	1938		
Prescott College	CS	Prospect, South Australia	Gary Coe	1937	1988	1999
Samoa Adventist College	CS	Apia, Western Samoa	Fuliesia Fatu	1952	1997	2002
Suva Adventist High School	PS	Suvavou, Fiji	Sakiusa Basa	1993	1995	1999
Sydney Adventist College	CS	Sydney, NSW, Australia	Barry Wright	1937	1984	2006
Tweed Valley Adventist College	CS	Murwillumbah, NSW, Australia	J. Ralph Luchow	1961	1987	1998

#### Southern Asia Division

<u>Postsecondary School</u>						
Adventist College of Professional Studies	C	Surat, India	M. S. Jeremiah	1998	2000	CS
Bangalore Adventist-College	C	Bangalore, India (Lowry School)	Prakasam Jacob Meesarapu	1915	2000	CS
Flaiz Adventist College	C	Andhra Pradesh, India	C.M.J. Suvarnaraj	1921	2000	CS
Spicer Memorial College	G	Poona, India	Samuel Gaikwad	1915	1978	2002

#### Complete Secondary Schools

Adventist Higher Secondary School	CS	Jaintia Hills, Meghalaya, India	B. Renthlei	1941	1999	2004
(M C) Dhamanwala English HS of SDA	CS	Surat, GS, India	M. S. Jeremiah	1928	1999	2004
Flaiz Memorial Higher School of SDA	CSB	Narsapur, AP, India	C.M.J. Suvarnaraj	1921	1999	2004
James Memorial Higher School	CSB	Prakasapuram, TN, India	R.T. Jeevanandam	1912	1999	2004
Lowry Memorial Higher Secondary School	CS	Bangalore, India	Prakasam J. Meesarapu	1915	1999	2004
Raymond Memorial Higher School of SDA	CSB	Falakata, WB, India	Vinod Thamby	1949	1999	2004
SDA Higher Secondary School	CS	Madurai (North), TN, India	Y. Samuel Williams	1975		
SDA Higher Secondary School	CS	Bangalore, (Hal Rd), KS, India	T. W. Mathew	1979	1999	2004
SDA Higher Secondary School	CS	Bangalore, (Spencer Rd), KS, India	J. S. Navarose	1941		
SDA Higher Secondary School	CS	Chinglepet, TN, India	Devajayachandra	1974	1999	2004
SDA Higher Secondary School	CS	Chennai				2004
SDA Higher Secondary School	CS	Dindigul, TN, India	C. Ratna Durai	1970	1999	2004
SDA Higher Secondary School	CS	Ernakulam, Kerala, India	P.H. Paulson	1971		
SDA Higher Secondary School	CS	Hosur				2004
SDA Higher Secondary School	CS	Jalahalli, KS. India	Cheluvaraj	1978		
SDA Higher Secondary School	CS	Kaloor				2004
SDA Higher Secondary School	CS	Karickom Post, Kottarakara	Philip S Jacob	1926	1999	2004
SDA Higher Secondary School	CSB	Khurda, Orissa, India	R. N. Prabhudas	1975	1999	2004
SDA Higher Secondary School	CS	Kovilpatti, India	K. Willington	1974	1999	2002
SDA Higher Secondary School	CS	Kuttapuzha Thriruvalla, Kerala, India	Abraham Raju	1966	1999	2004
SDA Higher Secondary School	CS	Madurai East, India				2004
SDA Higher Secondary School	CS	Madurai South, TN, India	M. Chelladurai	1978	1999	2004
SDA Higher Secondary School	CS	Maninagar, Ahmedabad, India	G. Immanuel	1982	1999	2003
SDA Higher Secondary School	CS	Neyveli, TN, India	S. Vasantha Kumar	1976	1999	2004
SDA Higher Secondary School	CS	Nuzvid, AP, India	P. V. Prasad	1936	1999	2004
SDA Higher Secondary School	CS	Panruti, TN, India	A. Sathanantham	1982	1999	2004

SDA Higher Secondary School	CS	Pondicherry, TN, India	Edison Samuel	1958	1999	2004
SDA Higher Secondary School	CS	Puliengudi, TN, India	A. Jayaraj	1968		
SDA Higher Secondary School	CSB	Roorkee, UP, India	Edwin Dass	1928	1999	2004
SDA Higher Secondary School	CS	Rue de L'Eveche, Pondicherry, India	S. Ratnam	1959		
SDA Higher Secondary School	CS	Tambaram, TN, India	Deya Jayachandran	1972	1999	2004
SDA Higher Secondary School	CS	Thanjavur, India	Sunder Singh Rajan	1972	1999	2004
SDA Higher Secondary School	CS	Tiruchirapalli, TN, India	Johnson Samuel	1963		
SDA Higher Secondary School	CS	Trichy				2004
SDA Higher Secondary School	CS	Vepery, Madras, India	V. Jeyachandran	1968		
SDA Higher Secondary School	CS	Virudhnagar, TN India	C. Jeganatha Selvaraj	1975		
SDA Matriculation Higher Secondary School	CS	Madurai, India	Daniel Thomas	1966	1999	2004
Spicer Memorial College Higher Secondary School	CS	Poona, MS, India	Samuel Gaikwad	1915		
(E D) Thomas Memorial Higher Sec School	CSB	Kudikadu, TN, India	S. Antonidass	1953	1999	2004

#### Incomplete Secondary Schools

Brookside Adventist School	PS	Shillong, Meghalaya, India	Lamm b. Fanwar	1941	1999	2004
Helen Lowry School of SDA	PS	Aizawl, Mizoram, India	Nunthari Sailo	1950		
Hume McHenry Memorial High School	PS	Poona, MS, India	Bakul Bhosale	1950		
Manipur Boarding School	PS	Manipur, India				2003
SDA High School	PS	Bahraich, UP, India	S. B. Marjee	1975	1999	2003
SDA High School0	PS	Bidar, India				2002
SDA High School	PS	Bobbili, India				2002
SDA High School	PS	Bombay, India	S. Gaikwad	1959	1999	2003
SDA High School	PS	Calcutta				2004
SDA High School	PS	Chikmagalur, TN, India	John Joseph	1977	1999	2002
SDA High School	PS	Erode, India	K. C. Mani	1972	1999	2002
SDA High School	PS	Gandhi Nagar, PS, India	S. Rathinam	1962		
SDA High School	PS	Hapur				2002
SDA High School	PS	Hathkanangle, MS, India		1981	1999	2002
SDA High School	PS	Hubli, K S, India	T. Lazarus	1978	1999	2002
SDA High School	PS	Hyderabad, AP, India	T. Nathaniel	1981	1999	2004
SDA High School	PS	Ibrahimpattam				2003
SDA High School	PS	Jalandhar, PS. India	Francis Samuel	1947		
SDA High School	PS	K G F, KS, India	Ajai David	1965		
SDA High School	PS	Karmanghat, AP India	J. Methusaleh	1985	1999	2003
SDA High School	PS	Khunti				2004
SDA High School	PS	Kochadai				2002
SDA High School	PS	Kodambakkam				2002
SDA High School	PS	Kolar, KS, India	G. Santhosham	1973	1999	2002
SDA High School	PS	Kolhapur, MS, India	M.E. Mathew	1975	1999	2003
SDA High School	PS	Kulathupuzha				2004
SDA High School	PS	Lakkavaram, India	Ch Samuel Paul	1980	1999	2003
SDA High School	PS	Lasalgaon, MS, India	P.S. Gaikwad	1921	1999	2004
SDA High School	PS	Lucknow, UP, India	Ravi Gill	1956	1999	2004
SDA High School	PS	Machilipatnam				2003
SDA High School	PS	Manamadurai, India				2003
SDA High School	PS	Mantharakuppam				2003
SDA High School	PS	Mysore, KS, India	D. Swamidass	1974	1999	2003
SDA High School	PS	Ottapalam, Kerala, India	Joy T. George	1976	1999	2004
SDA High School	PS	Palakkad				2002
SDA High School	PS	Periyakulam				2004
SDA High School	PS	Pulieranghy, India	Rajendra Prasad	1983	1999	2003
SDA High School	PS	Sankarankoil				2003

SDA High School	PS	Secunderabad, AP, India	Ch. Prakash	1954		
SDA High School	PS	Sivakasi				2003
SDA High School	PS	Sri Ganganagar, R, India	Patrick Matthew	1976		
SDA High School	PS	Subramaniapuram, TN, In	Joseph Arockiam	1980		
SDA High School	PS	Thiruchengode				2003
SDA High School	PS	Thiruvilwamala				2002
SDA High School	PS	Trichur				2004
SDA High School	PS	Tura				
SDA High School	PS	Tuticorin, India	Maria Paul Dhas	1971	1999	2004
SDA High School	PS	Usilampatti, TN, India	Yesuretnam V	1975	1999	2004
SDA High School	PS	Valavanur				2002
SDA High School	PS	Vijayawada, AP, India	Davy Sudhakar	1966		
SDA High School	PS	Visakhapatnam, AP, India	N. Isaac	1950		
SDA High School	PS	Vyasarpadi				2004

#### Southern Asia Pacific Division

##### Postsecondary Schools

Adventist International Institute of Advanced Studies	G	Cavite, Philippines	David Birkenstock	1991	1995	2004
Adventist University of the Philippines	G	Cavite, Philippines	Gerundio Ellacer	1917	1983	2001
Adventist University and Seminary of Bangladesh	C	Goalbathan, Bangladesh	Claudio Martin	1970	1993	2002
Central Philippine Adventist College	C	Bacolod City, Philippines	Abraham Neri	1982	1990	2001
Indonesian Adventist University	C	Bandung, Java, Indonesia	Richard Hutagaol	1929	1985	2001
Mission College	C	Saraburi Province, Thailand	Siriporn Tantipoonvinai	1941	1995	2002
Mount Klabat College	C	Sulawesi, Utara, Indonesia	Sinyo Laoh	1965	1985	2004
Mountain View College	C	Bukidnon, Philippines	Abelardo Era	1949	1984	2001
Myanmar Union Adventist Seminary	C	Myaungmya, Myanmar	Yan Aye	1960	1998	2000
Naga View College	C	Naga City, Philippines	Adolfo Valenzuela	1965	1999	2002
Northern Luzon Adventist College	G	Pangasinan, Philippines	Petronilo Barayuga	1994	1995	2002
South Philippines Adventist College	C	Davao del Sur, Philippines	Ildefonso Faigmani	1994	1995	2002
Surya Nusantara College	JC	North Sumatra, Indonesia	Houtman Sinaga	1992	1997	2002

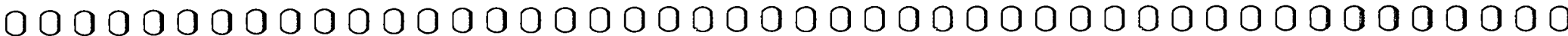
##### Secondary Schools

Adventist Ekamai School	CS	Ekamai, Thailand	Ronald Anderson	1946	1984	2000
Adv Univ of the Philippines Academy	CS	Cavite, Philippines	Geraldine Narciso	1917	1996	2001
Adv Univ & Sem of Bangladesh Academy	CS	Goalbathan, Bangladesh	Claudio Martin	1970	1993	2000
Ayer Manis School	CSB	Sarawak, East Malaysia	Laurence Randig	1933	1987	1999
Baesa Adventist Academy	CS	Caloocan City, Philippines	L.A. Saramosing	1917	1993	2000
Balikpapan Academy	CS	Bilikpapan, Indonesia	Freddy Manueke	1970	1987	2000
Bandung Academy	CS	Bandung, Java, Indonesia	Kadir A. Sirega	1967	1987	2000
Central Luzon Adventist Academy	CSB	Pampanga, Philippines	Gliceria Galupo	1984	1993	1999
Chiangmai Adventist Academy	CSB	Chiang Mai, Thailand	David Bell	1974	1995	2001
Chuuk SDA School	CS	Weno, Chuuk Guam	Steven Namkung	1980	1997	2001
Cimindi Academy	CS	Cimindi, Java, Indonesia	Wilson Hutapea	1976	1987	2000
Conception Adventist Academy	CS	Ilocos Sur, Philippines	Daryl Fabito	1973	1993	2001
Delap Seventh-day Adventist School	CS	Majuro, Marshall Islands	Jeffrey Brown	1979	1984	2000
East Java Academy	CS	Malang, Java, Indonesia	E.J. Waworundeng	1967	1987	2001
East Visayan Academy	CSB	Cebu City, Philippines	Samuel Villarin	1933	1986	2000
East Visayan Adventist Academy	CSB	Leyte, Philippines	J. M. Penafiorida	1992	1995	
Ebeye Adventist Academy	CS	Ebeye, Marshall Island	Lorima Cabemaiwai	1981	1984	2001
Ekamai International School	CS	Ekamai, Thailand	Ronald Anderson	1946	1984	1999
Goshen Adventist Secondary School	CS	Sabah, East Malaysia	Richard Kilus	1952	1984	2000
Guam Adventist Academy	CS	Agana, Guam	Murray Cooper	1954	1987	2004

Irian Jaya Academy	CSB	Irian Jaya, Indonesia	Steve Dike	1956	1986	
Jakarta Academy	CS	Jakarta, Indonesia	Parulian Sihotong	1967	1987	2000
Kalay Adventist Seminary	CS	Pinlong 11 Kalaymo, Myanmar				
Kellogg-Mookerjee School	CSB	Jalirpar, Bangladesh	Robert Bairagee	1921	1993	2001
Klabat Academy	CSB	Sulawesi Utara, Indonesia	Hanny Sualang	1981	1988	1999
Lake View Academy	CSB	Bukidnon, Philippines	Yolando Queruela	1967	1994	1999
Lipa Adventist Academy	CSB	Lipa City, Philippines	Benjamin Bico	1960	1986	2000
Maluku Academy	CSB	Ambon, Maluku, Indonesia	Bachtiar Luas	1965	1988	
Matutum View Academy	CSB	Tupi, Philippines	Ismael Asunciona	1968	1987	2000
Medan Academy	CSB	Sumatra, Indonesia	T.S. Sinaga	1972	1999	2001
Mindanao Mission Academy	CSB	Manticao, Philippines	Joshua S. Paypa	1947	1984	2002
Monosapara Adventist Seminary	CSB	Dist. Mymensingh, Bangladesh	Bibek Halder	1956	1993	2000
Mountain View College Academy	CSB	Bukidnon, Philippines	Leonardo Dorado	1978	1988	2002
Naga View College Academy	CSB	Naga City, Philippines	A. B. Valenzuela	1965	1995	2000
Negros Mission Academy	CS	Bacolod City, Philippines	Sol Felipe D. Llasos	1968	1986	2000
North Sulawesi Academy	CSB	Sulawesi Utara, Indonesia	Jimmy Rantung	1948	1988	1999
North Sumatra Academy	CS	North Sumatra, Indonesia	Jaimar Sitorus	1949	1985	2000
Northeast Luzon Academy	CSB	Isabela, Philippines	David Rafanan	1948	1988	2000
Northeastern Mindanao Academy	CSB	Bututan City, Philippines	Israel Entima	1978	1989	2002
Northern Luzon Adventist College Academy	CSB	Pangasinan, Philippines	Fely C. Rosana	1923	1986	2001
Nusa Tenggara Academy	CSB	Kupang, Timor, Indonesia	Frederick N. Subuin	1947	1986	2003
Palau Mission Academy	CS	Palau, Western Caroline Islands	Thomas Renguul	1952	1990	2002
Palawan Adventist Academy	CSB	Palawan, Philippines	Rodrigo Capiendo	1967	1992	2000
Palu Academy	CS	Sulawesi, Indonesia	E. Sanjang	1982	1994	2002
Pasay City Academy	CS	Pasay City, Philippines	Antonio Botabara	1930	1988	2001
Permantang Siantar Academy	CS	Tapanuli, Sumatra, Indonesia	R. Malau			
Pohnpei Adventist High School	CS	Kolonia, Pohnpei, Guam	Miller Benjamin	1954	1984	2001
Sabah Adventist Secondary School	CSB	Sabah, East Malaysia	Nasol Gabu	1949	1984	2001
Salemba Academy	CS	Jakarta, Indonesia	Ruth Pangau	1970	1987	2000
San Yu Adventist School	CS	Republic of Singapore	Leong Weng Kee	1958	1984	2002
Semarang Academy	CS	Java, Indonesia	Rudolf Haumahu	1969	1993	2000
South Philippine Adventist College Academy	CSB	Davao del Sur, Philippines	Ely D. Ombiga	1950	1987	2000
Sumbul Academy	CS	Sumatra, Indonesia				
Sunny Hill College	CSB	Sarawak, East Malaysia	Maggie Linang	1927	1984	2000
Surabaya Academy	CS	West Indonesia	Mrs. Linawati Handoko	1985	1990	
Tirad View Academy	CSB	Ilocos Sur, Philippines	James Zarate	1965	1992	2001
Toraja View Academy	CSB	South Sulawesi, Indonesia	Jusuf Tappy	1957	1986	2003
Upper Myanmar Adventist Seminary	CS	Upper Chindwin, Myanmar	Lang Sawn Mang	1995		
Veteran Academy	CS	Sumatra Utara, Indonesia	Berman Simbolon	1956		
West Visayan Academy	CSB	Iloilo City, Philippines	Erlinda Tecson	1916	1986	2000
Western Mindanao Academy	CSB	Dumungag, Philippines	Matilde Benito	1963	1987	1999
Yangon Adventist Seminary	CS	Ynagon, Myanmar	Claudius Brown	1975	1996	1999
Yap Seventh-day Adventist School	CS	Yap. Guam	George Vigneron	1987	1996	1999

#### Trans-European Division

<u>Postsecondary Schools</u>						
Adriatic Union College (Marusevec)	C	Marusevec, Croatia	Branko Bistrovic	1970	1978	2003
Belgrade Theological Seminary	C	Belgrade, Yugoslavia	Radisa Antic	1931	1992	2002
Hungarian Theological Seminary	C	Budapest, Hungary	Imre Tokics	1990	1995	2003
Middle East College	C	Beirut, Lebanon	Svein Myklebust	1939	1939	2004
Newbold College	C	Bracknell, Berks., England	Andrea Luxton	1901	1970	2003
Pakistan Adventist Seminary	C	Farooqabad, Pakistan	Branimir Scnubert	1920	1980	2003
Sudan Adventist Seminary	C	Sudan		1999	2000	2002



Secondary Schools

Adriatic Union College(Marusevec)	CS	Marusevec, Croatia	Branko Bistrovic	1970	1978	2003
John Loughborough Secondary School	CS	London, England	E. McFarquhar	1980	1987	1996
Stanborough Secondary School	CSB	Watford, England	Stephen Rivers	1918	1987	1999
Swedish Junior College/Seminary	CS	Rimbo, Sweden	Ulf Gustavsson	1898	1986	1999

**South African Union Conference**

Postsecondary School

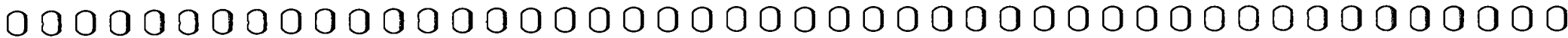
Helderberg College	C	Somerset West, Cape, South Africa	Dave Allen	1928	1980	2003
--------------------	---	-----------------------------------	------------	------	------	------

Secondary Schools

Good Hope High School	CSB	Kuils River, Cape, South Africa	C. A. Lawrence	1930	1986	1994
Helderberg High School	CSB	Somerset West, Cape, South Africa	P.J. Birkenstock	1928	1991	2003
Sedaven High School	CSB	Heidelberg, Transvaal, South Africa	E. J. Breedt	1951	1986	1995

Accrediting Association of Seventh-day Adventist Schools, Colleges, and Universities  
Directory of Authorized Institutions  
December 31, 2000

Name of Institution	Category	Location	Administrator	Established
<b>Africa-Indian Ocean Division</b>				
<u>Postsecondary School</u>				
Adventist University - Cosendai	C	Yaounde, Cameroon	Willard Munger	1995
Adventist University - Wallace	C	North Kivu, Republic of Congo	E. Masinda	1995
Adventist University - Zurcher	C	Sambaina, Madagascar	P. Pichot	1995
Asokore SDA Teacher Training Coll	C	Asokore, Koforidua, Ghana	Charles Kuma-Korante	1962
<u>Complete Secondary Schools</u>				
Adventist Medical Institute	CS	Nord Kivu, Butembo		
Agona SDA Sec Sch	CS	Ashanti, Ghana	Koffy Matt	1963
Akim Sekyere SDA School	CS	Akim Sekyere, Ghana	M. Afaro-Dadzi	
Antarandolo Adventist School	CS	Fianarantsoa, Madagascar	Andrianirina Albert	1962
ASWA High School	CS	Nigeria	D. A. Ayeni	1994
Bandal Adventist School	CS	Kinshasa, RDC	N. Lubala	1980
Banongo Adv Edu Institute	CS	West Kasai, Mweka, RDC		
Basangil SDA Institute	CS	Melalaba-Mbuji, West Kasai, RDC		
Bekwai SDA Sec Sch	CSB	Bekwai, Ghana	D. K. Obeng	1953
Bendera Adv Ped Institute	CS	Lubumbashi, RDC		
Bigolo School	CS	North Katanga	Kayembe Nutoole	1982
Bipemka Adv Institute	CS	Bipemba, East Kasai, RDC		
Bouake Adventist Sec Sch	CSB	Bouake, Cote d'Ivoire	Vanie Toussaint	1955
Bore Utilio Adv Ped Institute	CS	Kisangani, RDC		
Bukakanirwa Adv Ped Institute	CS	Butembo, RDC		
Bukinayana Adv Institute	CS	South Kivu, RDC		
Bulaya Adv Agr Institute	CS	Lubumbashi, RDC	Lwamba Kibamba	
Bunia Adv School	CS	North Kivu, Benya, RDC	Kahindo Wavo	1994
Bupuekele Adv Institute	CS	Kazumba, West Kasai, RDC		
Busenyerwa Adv Institute	CS	North Kivu, RDC	Ngwali Muhindo	1986
M. Ditu School	CS	M. Ditu, East Kasai, RDC		
Emoniseli Institute	CS	Central Equatorial Field, Mbandaka, RDC		
Fitsimbiyana School	CS	Ambositra Madagascar	R. Joseph	1980
Fort-Dauphin Adv School	CS	Nosy be Ellville Madagascar	Vololonirina Frederic	1968
Gitwe Adventist Sec Sch	CSB	Gitarama, Rwanda	E. Makuza	1931
Grand Bassa Jr. Acad/SDA School	CS	Lower Buchanan, Liberia	H. Bono	1946
Hodari Adv Ped Institute	CS	North Katanga Kongolo, RDC		
Humule/Mushang Institute	CS	North Kantanga, Goma	Nzigirababiri Nkiko	1996
Humule Adv Ped Institute	CS	North Kivu, Goma	Mashukane Senkoko	1984
Ile Ife Adv Sec School	CS	Ile Ife, Nigeria		1988
Institute Technique Mecanique Bunia	CS	North Kivu, RDC	Katambo Muruhya	1994
Kabongo Adv Ped Institute	CS	Dibondi, RDC	Mwambayi Lubango	1991
Kalomba Adv Institute	CS	Kazumba, RDC		
Kaluebo Adv Institute	CS	Luebo, West Kasai, RDC		
Kamabiabiabia Adv Institute	CS	Kamwanga, West Kasai, RDC		
Kamungu Adv Ped Institute	CS	Kalongo/Kamungu	Ngoy Kamwanya	1994
Karamby Adv Ped Institute	CS	South Kivu, Bekavu, RDC	M. Muzalia	1994
Kassalala Adv Sc. Institute	CS	North Kivu, Lubero, RDC	Kenza Molo	1992
Kashishi Adv Institute	CS	Luiza, West Kasai, RDC		



Kasaobwe Adv Com Adm Institute	CS	Lubumbashi, RDC	M. Ndokambe	1994
Kavanda Adv Tech Med Institute	CS	Nkuri, RDC	Kahaliro Kanyavungu	1994
Kayna Adv Tech Med Institute	CS	N Kuri, RDC	Kasai Katekuryo	1994
Kimutu Adv Ped Institute	CS	South Kivu, Bakavu, RDC	Makulambira Musiasa	1994
Kisenge Adv Institute	CS	Butembo, North Kivu, RDC	Kihombyo Mbusa	1995
Kitenge Adv Agr Institute	CS	Kitenge, RDC	Mbayo K. Washilwe	1989
Kitolo Adv Sc Institute	CS	Butembo, North Kivu, RDC	Kasereka Basi Kanya	1992
Kivoga Adv Sec School	CS	Bujumbura, Burundi	Elam Senkomo	1964
Konola Academy	CSB	Monrovia, Liberia	Principal	1933
Kabongo Adv Institute	CS	East Kasai, Dibindi, RDC		
Kashshi Adv Tech Institute	CS	West Kasai, Luiza, RDC	Principal	1933
Konola Academy	CS	Monrovia, Liberia		
Kongolo Adv Institute	CS	Kongolo, RDC	D. Oppong Brenya	1983
Kumasi Adv Day Sec School	CS	Kumasi, Ghana		
Laboni SDA School	CS	Accra, Ghana	Sezibera Kalirbabene	
Lasengesse Adv Ped Institute	CS	South Kivu, Bukavu, RDC		
Lombelo Adv Institute	CS	West Kasai, Kananga, RDC	Kahindo Sihingrwa	1961
Lukanga Adventist Institute	CSB	Nord-Kivu, Butembo, RDC	Mbusa Vweya	1978
Lukanga Tech Institute	CSB	North Kivu, Tubembo, RDC		
Lulengele Com & Adm Institute	CS	Kazumba, Kananga, RDC	Nyonsen Ga Mbizi	1989
Lunga Adv Institute	CS	Central Kivu, Goma, RDC	Wimana Nayinu	1994
Luwsma Adv Ped Institute	CS	Central Kivu, Goma, RDC		
Mabaki Adv Ped Institute	CS	North Kasanga, RDC	Baluku Kapao	1992
Madiwe Adv Institute	CS	Kamina, RDC	Muhindo Masangula	1994
Mahendeleo Ped Insstitute	CS	North Kivu, RDC	Mbusa Syarig'hosola	1995
Mahuzurio Adv Institute	CS	North Kivu, RDC	Kwere K. Mukaehania	1993
Mapambasuko Adv Institute	CS	North Kivu, Beny, RDC	Hunga Kazembe	1995
Maranatha Adv Ped Institute	CS	Nroth Katanga, RDC	Mugabo Rusingiro	1990
Maranatha Ped Institute	CS	Central Kivu, RDC	Kalumba Musongela	1991
Mbwele Adv Agr Institute	CS	Kamina, RDC		
Mbwele Adv Com Adm Institute	CS	Kamina, RDC	B. Mwemerankiko	1994
Milima Adv Ped Institute	CS	Central Kivu, Goma	A.S.M. Braine	
Milton Compr.	CS	Bo, Sierra Leone	Bavuga Uwitonza	1990
Musheberi Institute	CS	B.P. 109 Goma	Rukeba Mafundi	1989
Misreberi/Gomba Adv Ped Institute	CS	Central Kivu, Goma, RDC	Masenge Seyer Walenge	1993
Mokambo Adv Agr Institute	CS	Lubumbashi, RDC	Mrs. E. Garnette	1983
Monrovia Adv High School	CS	Monrovia, Liberia		
Muau Adv Institute	CS	West Kasai, Luiza, RDC		
Mudembo Adv Institute	CS	Kayna, RDC		
Mudembo Adv Ped Institute	CS	Luiza, North Katanga, RDC	Kareseka Muruhia	1990
Musumba Adv So Institute	CS	North Kivu, Butembo, RDC	P. Munyan Damutsa	1973
Mugonero School of Nursing	WT	Kibuye, Rwanda	Paluku Kaoyla	1989
Mutiri Adv So Institute	CS	North Kivu, Butembo, RDC	Numbi Bondo	1990
Mwilambwe Adv Agr Institute	CS	North Katanga Field, RDC	Bobode Josue	1975
Nanga-Eboko Adv Sec Sch	CSB	Nanga-Eboko, Cameroon	Fundi Ntambo	1987
Nuru/Bigobo Adv Ped Institute	CS	Bigobo/Kingolo, RDC	Manyingu	1995
Nuru/Kapondo Adv Ped Institute	CS	South Katanga, RDC	Ilunga Mujinga	1970
Nuru/Voyants Adv So Institute	CS	Lubumbashi, RDC	K. Nwangwa	1993
Owerinta ASTC SDA School	CS	Nigeria		
Adventist Secondary School	CS	Elele, Rivers State	Jonah Robert	1999
Adventist Comprehensive H. School	CS	Otun, Ekiki State, Nigeria	Adesuyi, J.	1999
Adventist Secondary School	CS	Ile-Ife, Osun State, Nigeria	Oyedele, I.O.	1977



Pakadi Kalembe Adv Institute	CS	West Kasai, Kazumba, RDC	P. Abdul-Shereff	1961
Peninsula Secondary School	CS	Waterloo, Sierra Leone	Carol Prayag	1948
Phoenix Adventist Sec Sch	CS	Phoenix, Mauritius		
Rumbu Adv Agr Institute	CS	West Kasai, Luiza, RDC		
Rwamiko Institute	CS	Central Kivu, Goma, RDC	Twagira Yesu Ndamiyo	1965
Rwankeri Adventist Sec Sch	CS	Ruhengeri, Rwanda	Jacques Ngororano	1975
Saniquellie Adv High School	CS	Liberia	O. Okereke	1975
Seminaire Adventiste de Buganda	CS	Cibitoke, Burundi	Ramec Barishinga	1992
Soamanandrany Adventist Sec Sch	CS	Antananarivo, Madagascar	Andrianyakazafy	1938
Songa Adv Med Institute	CS	Kamina, RDC	Elmer Delgado	1960
Songa Adv Ped Institute	CS	Kamina, RDC	Mutentu Kyambala	1960
Tata Kikunka Wukanga Adv Agr Institute	CS	Lubumbashi, RDC	Kishimba Nyembo	1990
Tandey II Adv Institute	CS	West Kasai, Nsantu, RDC		
Trente Avril Adv Institute	CS	West Kasai, Demba, RDC		
Tshilenge Adv Institute	CS	East Kasai, Tshilenge, RDC		
Thdiezele Adv Institute	CS	East Kasai, Lusembe		
Tumaini Adv Ped Institute	CS	Central Kivu, Bukevo, RDC	M. Bashinga	1990
Tuzo Adv Ped Institute	CS	Central Kivu, Goma, RDC	Twata Hamahoro Bihame	1989
Ufahamu Adv Ped Institute	CS	North Kivu, Butembo	Mutavali Kakude	1994
Utazame Adv Institute	CS	Kinshasa, RDC		
Uttil/Tala Adv Sc School	CS	North Kivu, Butembo, RDC	Udongo	
Ushindi Adv Lit Institute	CS	North Katanga, RDC	Nsanga Kibi Hodie Ngoie	1991
Vihya Adv Ped Institute	CS	North Kivu, Butembo, RDC	Katembo Kisomo	1996
Vupana Adv Com and Adm Institute	CS	North Kivu, Lubero, RDC	Kasungu Bisosi	1990
Wokoru Adv Institute	CS	North Kivu, RDC	M. M. Cipamba	
RCA Adventist Secondary School	CS	Bangui RCA	BaLeke, Sebastien	
Yaounde Adv Sec School	CS	Yaounde, Cameroon	A. Pokam	
Yele Adventist Sec Sch	CS	Magburaka, Sierra Leone	J.S.B. Conteh	1965
<b>Incomplete Secondary Schools</b>				
Adv Voc Inst (Techiman)	PS	Techiman, BA, Ghana	Aplogan F. T.	1974
Centre Horticole de Bazega	PS	Ouagadougou, Burkina Faso	Philippe Reignier	1977
Coll Adv Dogba	PS	Marova, Cameroun	Morom Job	1972
College Adv De Bertoua	PS	Bertoua, Cameroon	Ebono Emile	1997
College Adv Malabo	PS	Malabo, Guinea Equatorial	Codin Gervasio	1997
Coll Adv Niamvoudou	PS	Ayos, Cameroun	Assembe, M. Valere	1997

#### Eastern Africa Division

<b>Complete Secondary Schools</b>				
Anderson Sec Sch	CS	Wedza, Zimbabwe	W. Manyadza	1981
Chikwariro Sch	CS	Marange, Zimbabwe	D. Mambanje	1981
Chimpepe Sec Sch	CS	Kawambwa, Zambia	Mumba	1921
Ishaka Sec Sch	CS	Bushenyi, Uganda		1982
Kabokyek Sec Sch	CS	Kericho, Kenya	D. Koech	1974
Kakoro Sec Sch	CS	Mbale, Uganda	M. Makavayi	1985
Katikanu Light Sch	CS	Kakiri, Uganda	Geserwa	1960
Kiriiria Sec Sch	CS	Meru, Kenya	S. Nzyuko	1977
Kitswamba Sec Sch	CS	Kasese, Uganda	P. Ngasirwa	1970
Matutu Sec Sch	CS	Nyamira, Kenya	D.D. Nyambega	1974
Mitandi Sec Sch	CS	Kasese, Uganda	D. Matte	1965
Mukwasi Sec Sch	CS	Buhera, Zimbabwe	D. Mambanje	1983
Rift Valley Sec Sch	CS	Nakuru, Kenya	S. Asoro	1983

Rusangu Sec Sch	CS	Monze, Zambia	A. Kanondo	1951
Wollega Adv Acad	CS	Gimble, Wollega Region, Ethiopia	Hordea Nigatu	1968

Incomplete Secondary Schools

Abonsa Jr High Sch	PS	Abonsa, Ethiopia	D. Horshiso	1960
Addis Ager Sch	PS	Debre, Tebor, Ethiopia	W. Wagaw	1952
Dongora Jr High Sch	PS	Dongora, Ethiopia	D. Anito	1974
Gimble Jr Sch	PS	Gimble, Ethiopia	M. Gebreyesus	1978
Kasambira Sec Sch	PS	Kamuli, Uganda	I. D. Balwa	1985
Kuyera Overseas Sch	PS	Shashamene, Ethiopia	C. Burns	1952
Lake View Sem and Training Centre	PS	Ntcheu, Malawi	Khonje	1981
Masii Sec Sch	PS	Masii, Kenya	J. M. Kavoi	1991
Mateme Sec Sch	PS	Gokwe, Zimbabwe	P. Motsi	1986
Mubende Sec Sch	PS	Mubende, Uganda	F. Seguija	1980
Mupapa Jr Sch	PS	Ndola, Zambia		
Musofu Jr Sch	PS			
Kapirimposhi, Zambia	PS			
Mwami Jr Sec Sch	PS	Chipata, Zambia	D. Mwelwa	1982
Sacke Jr High Sch	PS	Sacke, Ethiopia	D. Anito	1947
Sayi Sec Sch	PS	Gokwe, Zimbabwe	L. Kufa	1984
Skopo Sec Sch	PS	Nkayi, Zimbabwe	H. Dube	1987
Tshitatshawa Sec Sch	PS	Tsholotsho, Zimbabwe	S. Dube	1986

**Euro-Africa Division**

<u>Postsecondary Schools</u>				
Bongo Adventist Seminary	WT	Huambo, Angola	Dinis Kuexila	1925
Mozambique Adventist Seminary	WT	Beira, Mozambique	Augusto Sequentine	1924

Incomplete Secondary Schools

Adventist Private School	PS	Zurich, Switzerland	Beatrice Fagioli	1954
Lisbon Secondary School	PS	Lisbon, Portugal	Natividade Quintino	1964
Mozambique Adventist Seminary	PS	Beira, Mozambique	E. Saraiva	1973
Oliveira do Douro Sec School	PS	Vila Nova de Gaia, Portugal	Victor Alves	1974

**Euro-Asia Division**

Postsecondary Schools

Russian Sahmyuk University	C	69300 Yuzhno-Sakhalinsk, Russian Federation		1993
----------------------------	---	---	--	------

**Inter-American Division**

Postsecondary Schools

Inter-Amer Adv Sch of Grad Studies	G	Coral Gables, Florida	C. Dionisio Christian	1984
Cuba Adventist Seminary	JC	Havana, Cuba	Principal	1923

Complete Secondary Schools

Col Adv Porteno	CS	Puerto Cabezas, Zelaya, Nicaragua	Carlota de Brooks	1968
Col Adv Secundario/Nicaragua	CS	Managua, Nicaragua	Kessle Hogsdon	
Col Adv Vertieres	CS	Port-au-Prince, Haiti	Hercule Toussaint	1936
Col Modelo/San Salvador	CS	San Salvador, El Salvador	Omar Escobar	1973
Col Adv Antilles-Guyane/Rama	CS	Sainte-Luce, Rama, Martinique	Patrick Griffith	1974

Ecole La Perseverance Boissard	CS	Point-a-Pitre, Guadeloupe	E. Fleurival	1957
Inst Mixto Adv	CS	Guanaja, Islas de la Bahia, Honduras	Maryorie McField	1960
Port Maria High Sch	CS	Port Maria, Jamaica	Janet Hynes	1964
St Ann's Bay High Sch	CS	St Ann's Bay, Jamaica	R. Perrin	1972

#### Incomplete Secondary Schools

Acad Adv de Cayey	PS	Cayey, Puerto Rico	Lidia Rodriguez	1979
Acad Adv de San Sebastian	PS	San Sebastian, Puerto Rico	Carmen Colon	1968
Acad Adv del Norte	PS	Arecibo, Puerto Rico	Ruben Torres	1978
Acad Adv del Sur	PS	Ponce, Puerto Rico	Silvia Rivera	
Acad Regional Adv del Sur	PS	Guayama, Puerto Rico	Juan Milian	1968
Centro Educativo Adv/Limon	PS	Limon, Costa Rica	Faye Patterson	1984
Col Adv Eugenio Plata	PS	Ibague, Tolima, Colombia	Myriam Castro	1942
Col Adv Villa Esperanza	PS	San Cristobal, Dom Rep	E. Willmore de Nina	1980
Col Adv Villa Faro	PS	Santo Domingo, Dom Rep	Juan Acevedo	1970
Col Modelo/Cojutepeque	PS	Cojutepeque, El Salvador	Santos Hernandez	1982
Col Modelo/San Miguel	PS	San Miguel, El Salvador	Jose R. Penado	1982
Col Modelo/Santa Ana	PS	Santa Ana, El Salvador	Juan Santos	1983
Col Modelo/Sonsonate	PS	Sonsonate, El Salvador	Dolores de Orellana	1981
Col Ninos Heroes	PS	Guasave, Sinaloa, Mexico	Daniel Aragon	
Col Sonora	PS	Agua Prieta, Sonora, Mexico	Lazaro Orozco	1984
Ecole Privee de Kerlys	PS	Fort-de-France, Martinique	Jericho Baltus	1958
Edmer High Sch	PS	Georgetown, Grand Cayman	Mrs. Carlo S. McLaughlin	1968
Esc Braulio Perez Marcio	PS	Hermosillo, Sonora, Mexico	Luis Gonzalez	1977
Esc Ciudad Obregon	PS	Ciudad Obregon, Sonora, Mexico	Mario Rabago	1984
Esc Francisco I Madero	PS	Ensenada, Baja California, Mexico	Ramon Aguilar	1971
Esc Ignacio de la Llave	PS	Minatitlan, Veracruz, Mexico	Rafael Hernandez	1986
Esc Ignacio Lopez Rayon	PS	Chetumal, Quintana Roo, Mexico	A. Canche M.	1982
Esc Juan de la Barrera	PS	Ciudad Juarez, Chihuahua, Mexico	Hogla Sanchez	
Esc Licenciado Gustavo Diaz O	PS	Solosuchiapa, Chiapas, Mexico	Amparo Juarez	
Esc Ninos Heroes (Villa Flores)	PS	Villa Flores, Chiapas, Mexico	J. A. Feliciano	1985
Esc Ninos Heroes (Ix. del Sureste)	PS	Ixhuatlan del Sureste, Veracruz, Mex	Genaro Monarrez	1986
Esc Ramon Lopez Velarde	PS	Mexicali, Baja California, Mexico	David Cortes	1964
Esc Rio Grande	PS	Rio Grande, Zacatecas, Mexico	Artemio Aguilar	1981
Esc Salud y Saber (Tapachula)	PS	Tapachula, Chiapas, Mexico	Abraham Munguia	1987
Esc Sec Heroe de Nacozari	PS	Poza Rica, Veracruz, Mexico	Joaquin Garcia	1981
Esc Venustiano Carranza	PS	San Lorenzo, Chiapas, Mexico	Natividad Reyes	
Esc Vicente Guerrero	PS	Guadalajara, Jalisco, Mexico	Ariel Vazquez	1971
Inst Metropolitano Sierra Maestra	PS	Macaraibo, Venezuela	Jose L. Lugo	

#### **North American Division**

#### Complete Secondary Schools

Holbrook SDA Indian Mission Sch	CSB	Holbrook, Arizona	Robert Pierson	1945
---------------------------------	-----	-------------------	----------------	------

#### **Northern Asia Pacific Division**

#### Incomplete Secondary Schools

Kitaura Middle School	PS	Ibaragi-ken, Japan	Koji Aniyoshi	1969
Okinawa Middle School	PS	Okinawa-ken, Japan	Masayuki Horii	1954
Taejon Middle School	PS	Taejon, Korea	Lee, Jong Kyu	1965



# South American Division

## Incomplete Secondary Schools

### AUSTRAL UNION

Colegio Adventista de Hohenau	PS	Hohenau, Paraguay	Baldomiro Cano	1998
-------------------------------	----	-------------------	----------------	------

### BOLIVIA UNION

Col Adv de Entre Rios-MOB	PS	Cochabamba, Entre Rios	Nazario Seguevi	1999
---------------------------	----	------------------------	-----------------	------

### CENTRAL BRAZIL UNION

Colegio Adv de Assis -APO	PS	Assis, Sao. Paulo, Brazil	Levi Eduardo Leite	1998
Colegio Adv de Brooklin	PS	Brooklin, S. Paulo, Capital, Brasil	Eunice Sarli Schaeffer	1998
Colegio Adv de Caceres-MMT	PS	Caceres, Mato Grosso, Brazil	Evaldo Zorzim	1999
Colegio Adv de Capivari - ApaC	PS	Capivari, Sao Paulo, Brazil	Braz Lopes Del Rey	1999
Colegio Adv de Cidade Ademar - APS	PS	Cidade Ademar, S. Paulo, Capital, Brazil	Davi Pirates dos Reis	1999
Colegio Adv de Gama	PS	Gama, Brasilia, Brasil	Joaquim da Silva Ferreira	1999
Colegio Adv de Hortolandia	PS	Hortolandia, S. Paulo, Brasil	Hamilton S. Lessa	1998
Colegio Adv de Itapecerica da Serra-APS	PS	Itapecerica da Serra, GSP, S. Paulo, Brazil	Paula Andreia S. Strumiello	1999
Colegio Adv de Jardim Utinga-AP	PS	Jardim Utinga, Santo Andre, S. Paulo, Brasil	Eliana Aleixo S. Macedo	1997
Colegio Adv de Morada da Serra-MMT	PS	Cuiaba, Mato Grosso, Brasil	Eduardo Alberto Texeira	1998
Colegio Adv de Sao Caetano do Sul	PS	S. Caetano do Sul, S. Paulo, Brasil	Lucia Teixeira Reia	1998
Colegio Adv de Taboao da Serra-APS	PS	Taboao da Serra, GSP, S. Paulo, Brasil	Roberto Gorski	1998
Colegio Adv de Tatuí- ApaC	PS	Tatuí, SP Brazil	Elias Tomas Sobrinho	1999
Colegio Adv de Tremembe-Taubate-APL	PS	Tremembe, Taubate, S. Paulo, Brazil	Rosana C. Almeida Leite	1999
Colegio Adv de Votuporanga - APO	PS	Votuporanga, S. Paulo, Brazil	Angelo Marques	1999
Colegio Adv de Liberdade - AP	PS	Liberdade, S. Paulo, Brazil	Elias Mendes	1999

### CHILE UNION

Col Adv de Capiapo	PS	Copiapo, Chile	Gabriel Manosalva	1999
Col Adv de La Serena	PS	La Serena, Chile	Reinaldo Guinez	1998

### EAST BRAZIL UNION

Colegio Adv de Niteroi	PS	Niteroi, R. Janeiro, Brasil	Eraldo Firmino dos Santos	1998
------------------------	----	-----------------------------	---------------------------	------

### NORTH BRAZIL UNION

Col Adv de Itacoatiara	PS	Itacoatiara, Amazonas, Brasil	Julieta Melo da Silva	1998
------------------------	----	-------------------------------	-----------------------	------

### NORTHEAST BRAZIL UNION

Col Adv de Itapagipe	PS	Itapagipe, Salvador, Bahia, Brazil	Maria Concebida C. De Souza	1996
Col Adv de Liberdade	PS	Liberdade, Salvador, Bahia, Brazil	Daniel Aragao Almeida	1996

### PERU UNION

Col Adv de Alto Amazonas-MOP	PS	Alto Amazonas, Manseriche, Saramiriza, Peru	Juan Vasquez	1997
Col Adv de Chucuito, Pizacoma-MLT	PS	Chucuito, Pizacoma, Peru		1999
Col Adv de Chucuito-Huacullani-Lacahaqui-MLT	PS	Chucuito, Huacullani, Lacahaqui, Peru	Ulises Cabrera Machaca	1998
Col Adv de Huacho-Ricardo Palma APC-N	PS	Huacho, Ricardo Palma, Lima, Peru	Enoc Onofrio Varillas	1997
Col Adv de Huancane-Los Andes-MLT	PS	Huancane, Los Andes, Puno, Peru	Fernando Caila Sillo	1997
Col Adv de Jaen-E.L. Servan-MPN	PS	Jaen, Peru	Alexander Cruzalegui Saenz	1997
Col Adv de La Esperanza - DAC-MPN	PS	La Esperanza, Peru	Orlando Solis Taipe	1997
Col Adv de Los Andes Crucero-MLT	PS	Carabaya, Igl. Crucero, Los Andes, Peru	Teofilo Mamani Quispe	1997
Col Adv de Maynas - Advenir-MOP	PS	Maynas, Iquitos, Peru	Gumerindo Choto Paredes	1997
Col Adv de Moho-MLT	PS	Moho, Tilali, Peru		1997
Col Adv de Padre Abad-MOP	PS	Padre Abad, Aguaytia, Peru	Esteban Marin R.	1997
Col Adv de Satipo-SJM-MAC	PS	Satipo, San Jose de Mazamari, Peru	Juan Pablo Maldonado H.	1997

<b>SOUTH BRAZIL UNION</b>				
Col Adv de Curitiba-Boa Vista-ASP	PS	Curitiba, Parana, Brazil	Joanita Damasceno Rodrigues	1999
Col Adv de Curitiba- Boqueirao - ASP	PS	Curitiba, Parana, Brazil	Valdir R. de Paula	1993
Col Adv de Viamao Central - ASR	PS	Vivmao, GpoA, R. Grande do Sul, Brasil	Joao Sesi Lopes dos Santos	1998

<b>SOUTH ECUADOR MISSION</b>				
Col Adv Galapagos-Loma Linda	PS	Galapagos, Ecuador	Esmeralda de Saez	1996

**S-5 Academy Authorized by the South American Education Council, COSAME**

<b>AUSTRAL UNION</b>				
Colegio Adv de Parana	PS	Parana, Argentina	Norma de Treyer	1993
Colegio Adv de Trelew	PS	Trelew, Rawson, Argentina	Belkis Galliano	2000

<b>BOLIVIA UNION</b>				
Col Adv de Rio Seco-MBO	PS	Rio Seco, Bolivia	Edgar Rodriguez	1997
Col Adv de Santa Cruz-Plan 3000-MOB	PS	Santa Cruz, Plan 3000, Bolivia	Marta M. M. Olmos	2000
Col Adv de Santisteban - Mineros-MOB	PS	Santisteban -Mineros - Bolivia	Genaro Yanarico	1999
Col Adv de SC Puesto Fernandes-MOB	PS	Santa Crus, Puesto Fernandes, Bolivia		1999

<b>CENTRAL BRAZIL UNION</b>				
Col Adv de Alvorada-APS	PS	Alvorada, Sao Paulo, Brazil	Paulo Soares dos Santos	1999
Col Adv de Araguaia -AplaC	PS	Araguaina, Tocantins, Brazil	Telma Avila Pinho	2000
Col Adv de Braganca Paulista-APL	PS	Braganca Paulista, SP, Brazil	Ivany S. Q. Silva	2000
Col Adv de Cruzeiro -APL	PS	Cruzeiro, San Paulo, Brazil	Odair Antonio dos Santos	2000
Col Adv de Goiania -J. Europa - ABC	PS	Goiania, Goias, Brazil	Solange M. da S. Gomes	2000
Col Adv de Guarulhos-Gopouva	PS	Guarulhos, Gopouva, GSP,S. Paulo, Brasil	Vera Ines F. Canabrava	1999
Col Adv de Limeira - ApaC	PS	Limeira, San Paulo, Brazil	Ariedne Q.A. da Costa	2000
Col Adv de Piracicaba -ApaC	PS	Piracicaba, San Paulo, Brazil	Nelson Alberto da Purificacao	2000
Col Adv de Planaltina -AplaC	PS	Planaltina, Brasilia, DF, Brazil	Ewanilda Kloos Barros	2000
Col Adv de Ribeirao Preto-APO	PS	Ribeirao Preto - Sao Paulo, Brazil	Amarildo de Jesus Martins	1999
Col Adv de S.B. do Campo-AP	PS	San Bernardo do Campo, GSP, Brazil	Deolinda M.C. Fusth	2000
Col Adv de Santos - AP	PS	Santos, San Paulo, Brazil	Souneivaldo Bispo Macedo	2000
Col Adv de Sorocaba Central -ApaC	PS	Sorocaba Centro, San Paulo, Brazil	Rute M.M. de Oliveira	2000
Col Adv de Tupa - APO	PS	Rupa, San Paulo, Brazil	Vilma de Souza	2000
Col Adv de Vila Nova Cachoeirinha-APL	PS	V.N. Cachoeirinha, S Paulo, Brasil	Berenice Dominiconi Neri	1998

<b>CHILE UNION</b>				
Col Adv de Iquique	PS	Iquique, Chile	A. Venegas	1997
Col Adv de Punta Arenas	PS	Punta Arenas,Chile	Luis Quezada	1999
Col Adv de Valdivia	PS	Valdivia, Chile	Mario Parra Pozo	1998

<b>EAST BRAZIL UNION</b>				
Col Adv de Campo Grande-AES	PS	Campo Grande, Esp. Santo, Brazil		1998
Col Adv de Campos - ARJ	PS	Campos, Rio de Janeiro		2000
Col Adv Caxiemse	PS	Duque de Caxias, GRJ-R.Janeiro, Brazil	Girlene Marques Duarte	1996

<b>NORTH BRAZIL UNION</b>				
Col Adv de Bacabal	PS	Bacabal, Maranhao, Brazil	Luziene Lopes	1997
Col Adv de Liberdade	PS	Liberdade, Manaus II, Brazil	Ines Parente	1997
Col Adv de Marambaia	PS	Marambaia, Belem II, Brazil	Eduardo Correia	1998
Col Adv de Maues	PS	Maues, Amazonas, Brazil	Luisa Rosa Santos	1998



Col Adv de Nova Imperatriz	PS	Imperatriz, Maranhao, Brazil	Maria da Guia Taveiro Silva	1998
Col Adv de Sao Bras-"Altamir Paiva"	PS	Sao Bras, Belem III, Brazil	Edir Kern Wolff	1998
<b>PERU UNION</b>				
Col Adv de Ica-Miguel Grau-APCS	PS	Ica, Peru	Eloy Flores Maquera	1997
<b>SOUTH BRAZIL UNION</b>				
Col Adv de Cascavel-ANP	PS	Cascavel, Parana, Brazil	Roberto Wagner Faustino	1996
Col Adv de Foz do Iguacu -ANP	PS	Foz do Iguacu, Parana, Brazil	Celia Correa Vierira	1996
Col Adv de Guarapuava - ASP	PS	Guarapuava, Parana, Brazil	Edir Kern Wolff	2000
Col Adv de Indaial - AC	PS	Indaial, S. Catarina, Brazil	Nilse Dassow Guimaraes	2000
Col Adv de Santa Maria -MOSR	PS	Sta. Maria, Rio Grande do Sul, Brazil	Dilberto Wagner Pinto	2000
<b>NORTH ECUADOR MISSION</b>				
Col Adv Ciudad de Ambato	PS	Ambato, Ecuador	Luiza Minachi	1996
Col Adv de Esmeraldas	PS	Esmeraldas, Ecuador	Elroy Alfory Salinas	2000
Col Adv de Quito Sur	PS	Quito Sur, Ecuador		2000
Col Adv de Sangolqui-Gedeon	PS	Sangolqui, Quito, Ecuador	Mario Villaroel	1996

#### South Pacific Division

##### Vocational Schools

Afutara Adventist Vocational School	PS	Malaita, Solomon Islands	D. Sitobatu	1972
Batuna Adventist Vocational School	PS	Solomon Islands	D. Tutuo	1924

#### Southern Asia Division

##### Postsecondary Schools

Northeast Adventist College	C	Jowai, India		1999
-----------------------------	---	--------------	--	------

#### Southern Asia Pacific Division

##### Complete Secondary Schools

Anderson Adventist Seminary	CS	Chin State, Myanmar	Suan Khen Go	1995
Cirebon Academy	CS	Java, Indonesia	Plagius Dompas	1970
Eden Valley Academy	CS	Tak, Thailand	Helen Hall	1982
Kandana SDA High School	CS	Kandana, Sri Lanka	HG Fernando	1995
Karen Academy	CS	Tak, Thailand	Saw Lucky Ekhaw	1988
Myaungmya Jr. Bible Seminary	CS	Chin State, Myanmar	Smile Shein	1995
Ohn Daw Jr. Bible Seminary	CS	Kayin State, Myanmar	Aung Shein	1995
Parkland Jr. Bible Seminary	CS	Yangon, Myanmar	Claudius Brown	1995
Simbolon Academy	CS	North Sumatra, Indonesia	Amos Simbolon	1969
Sukabumi Academy	CS	Java, Indonesia		1972
SMA Advent Imandi	CS	Sulawesi Utara, Indonesia	F. Manueke	1984
Tanjung Kasau Academy	CS	Sumatra Utara, Indonesia	Jasmin Sinambela	1967

##### Incomplete Secondary Schools

Kalimatan Academy	PS			
Lau Rakit Academy	PS	W. Indonesia	Ingan Pelawi	1985

SMP Advent Airmadidi	PS	Sulawesi Utara, Indonesia	Mrs. A. Raubun	1981
SMP Advent Akediri	PS	Maluku Utara, Indonesia	A. Pangandaheng	1981
SMP Advent Barus Julu	PS	Sumatra Utara, Indonesia	Ms. Rosmawaty-Purba	1970
SMP Advent Bawoleo	PS	Sangihe Talud, Indonesia	Mrs. R. Tatontos	1963
SMP Advent Bitung	PS	Sulawesi Utara, Indonesia	Mrs. E. Korompis	1961
SMP Advent Cilacap	PS	Java Tengah, Indonesia	P. Yudono	1975
SMP Advent Dr Mansur	PS	Sumatra Utara, Indonesia	K. Sembiring	1974
SMP Advent Gang Bromo	PS	Java Timur, Indonesia	I. Sinaga	1972
SMP Advent Janjirajaholbung	PS	Sumatra Utara, Indonesia	S. Situmorang	1970
SMP Advent Kabanjahe	PS	Sumatra Utara, Indonesia	Sinuhaji	1969
SMP Advent Kaima	PS	Sulawesi Utara, Indonesia	P. A. W. Lenkoan	1973
SMP Advent Kolongan (Dimembe)	PS	Sulawesi Utara, Indonesia	Herby Frans	1962
SMP Advent Kotamobagu	PS	Sulawesi Utara, Indonesia	J. H. Manarisip	1963
SMP Advent Limbong	PS	Sumatra Utara, Indonesia	K. Naiborhu	1971
SMP Advent Makalisung	PS	Sulawesi Utara, Indonesia	Mrs. A. Loing	1979
SMP Advent Paal II	PS	Sulawesi Utara, Indonesia	Mrs. A. Adam	1985
SMP Advent Padangbulan	PS	Sumatra Utara, Indonesia	P. Mangunsong	1972
SMP Advent Pangakatan Boom	PS	Sumatra Utara, Indonesia	Mrs. Ruli Anna Aruan	1969
SMP Advent Paputungan	PS	Sulawesi Utara, Indonesia	Mrs. S. Mangerongkonda	1967
SMP Advent Parigi	PS	Sulawesi Utara, Indonesia	Mrs. E. Asan	1979
SMP Advent Pekanbaru	PS	Riau, Indonesia	T. H. Sagala	1978
SMP Advent Perak	PS	Java Timur, Indonesia	K. Pesulima	1970
SMP Advent Ramonia	PS	Sumatra Utara, Indonesia	Porman Naibano	1973
SMP Advent Ranotana	PS	Manado, Indonesia	E. Rumagit	1966
SMP Advent Ratahan	PS	Sulawesi Utara, Indonesia	Mrs. A. Langingi	1967
SMP Advent Rerer	PS	Sulawesi Utara, Indonesia	F. Malonda	1973
SMP Advent Sario	PS	Manado, Indonesia	E. Sentinuwo	1962
SMP Advent Sei Lebah	PS	Sumatra Utara, Indonesia	Ramses Malan	1969
SMP Advent Siabangabang	PS	Sumatra Utara, Indonesia	Uba Lumbangaol	1969
SMP Advent Simodong	PS	Sumatra Utara, Indonesia	Abdon Simanjuntak	1972
SMP Advent Solo	PS	Java Tengah, Indonesia	H. Purba	1973
SMP Advent Sonder	PS	Sulawesi Utara, Indonesia	P. Lumentut	1967
SMP Advent Sorong	PS	Irian Jaya, Indonesia	M. Mantiri	1971
SMP Advent Sukarame	PS	Sumatra Utara, Indonesia	J. Sinaga	1972
SMP Advent Tanawangko	PS	Sulawesi Utara, Indonesia	T. Ibrahim	1963
SMP Advent Tanjungkarang	PS	Lampung, Indonesia	F. X. Subyanto	1982
SMP Advent Tebingtinggi	PS	Sumatra Utara, Indonesia	J. Sinaga	1969
SMP Advent Tikala	PS	Manado, Indonesia	R. Rangingisan	1954
SMP Advent Tompasso Baru	PS	Sulawesi Utara, Indonesia	A. Paendong	1962
SMP Advent Tondano	PS	Sulawesi Utara, Indonesia	F. Tamboto	1966
SMP Advent Ujung Pandang	PS	Sulawesi Selatan, Indonesia	Y. Tappy	1966
SMP Advent UNAI	PS	Java Barat, Indonesia	Mr. Koswara	1929

#### Trans-European Division

<u>Postsecondary Schools</u>				
Polish Spiritual Seminary	WT	Maja 39, Poland	Jan Pollok	1926 (1947)
<u>Complete Secondary Schools</u>				
Amman Adv Sec Sch	CS	Amman, Jordan	Tawfic Madanat	1942
Boushrieh Adv Sec Sch	CS	Beirut, Lebanon	Issa Obeid	1939
Danish Junior Col(Vejlefjordskolen)	CS	Daugaard, Denmark	David Dorland	1890 (1930)
Finland Junior College	CS	Piikio, Finland	Simo Anttila	1918

Jerslev-Ostervra (Denmark)	CS			
Mouseibeh Adv Sec School	CS	Jdeidet El Matn, Lebanon	Issa Kharma	1929
Nile Union Acad	CSB	Gabal Asfar, Cairo, Egypt	Mike Munsey	1946
Norwegian Junior College	CS	Royse, Norway	Terje Blikshavn	1922 (1958)
Pakistan Adv Sem High Sch	CS	Farroqabad, Pakistan	Maurice Pollin	1920
Roskilde Priv. School (Denmark)	CS			

Incomplete Secondary Schools

Iceland Secondary School	PS	Olfusi, Iceland	E. Snorrason	1950
--------------------------	----	-----------------	--------------	------

**Southern African Union Conference**

Postsecondary School

Bethel College	C	East London, Cape, South Africa	Jonathan Julies	1928
----------------	---	---------------------------------	-----------------	------

Complete Secondary Schools

Adventville Secondary School	CSB	Maseru, Lesotho	J. Dawati	1991
Bethel Secondary School	CSB	East London, Cape, South Africa	R. R. Mawela	1928
Emmanuel Secondary Sch	CSB	Emmanuel, Lesotho 309	T. Taeli	1910
Mbukwane Secondary Sch	CSB	Mahamba, Swaziland, SA	David Mlambo	1988

Incomplete Secondary Schools

Hanger's Hope Secondary School	PS	Majara, Lesotho	S. Mekelei	1993
Maranatha Secondary School	PS	Taung, Northern Cape	S. Makhene	1976
Maresda Secondary School	PS	Pietermaritzburg, Durban	L. Visser	1998



# Academic Year by Country

December 31, 2000

Angola/EUD	Sep-Jun	Ethiopia/EAD	Oct-Jul
Antigua/IAD	Sep-Jun		
Argentina/SAD	Mar-Nov/Dec	Fiji/SPD	Feb-Dec
Australia/SPD	Feb-Dec	Finland/TED	Aug-May
Austria/EUD	Sep-Jun	France/EUD	Sep-Jun
		French Polynesia(Tahiti)/SPD	Aug-Jun
Bahamas/IAD	Sep-Jun		
Bangladesh/APD	Apr-Mar	Germany/EUD	Sep-Jun
Barbados/IAD	Sep-Jun	Ghana/AID	Sep-Jul
Barbuda/IAD	Sep-Jun	Grand Cayman/IAD	Sep-Jun
Belize/IAD	Sep-Jun	Grenada/IAD	Sep-Jun
Bequia/IAD	Sep-Jun	Guadeloupe/IAD	Sep-Jun
Bermuda/NAD	Sep-Jun	Guam/SSD	Sep-Jun
Bolivia/SAD	Feb-Oct	Guatemala/IAD	Jan-Nov
Brazil/SAD	Feb/Mar-Dec		
Burkina Faso/AID	Sep-Jun	Haiti/IAD	Oct-Jun
		Honduras/IAD	Mar-Nov
Cameroun/AID	Oct-Jun/Jul	Hong Kong/NSD	Sep-Jul
Canada/NAD	Sep-Jun	Hungary/EUD	Sep-Jun
Chile/SAD	Mar-Dec		
China/NSD	Sep-Jul	Iceland/TED	Sep-May
Colombia/IAD	Feb-Mar	India/SUD	Sep-June
Cook Islands/SPD	Feb-Dec	Indonesia/SSD	Jul-May
Costa Rica/IAD	Mar-Nov	Italy/EUD	Oct-Jun
Cote d'Ivoire/AID	Sep-Jun		
Cuba/IAD	Sep-Jun	Jamaica/IAD	Sep-Jun
Cyprus/TED	Sep-Jun	Japan/NSD	Apr-Mar
Czecho-Slovakia/EUD	Oct-Jun	Jordan/TED	Sep-Jun
Denmark/TED	Aug-Jun	Kenya/EAD	Jan-Dec
Dominica/IAD	Sep-Jun	Kiribati/SPD	Feb-Dec
Dominican Republic/IAD	Sep-Jul	Korea/NSD	Mar-Feb
Eastern Caroline Islands(Pohnpei)/SSD	Apr-Mar	Lebanon/TED	Oct-Jun
Ecuador/SAD	May-Jun	Lesotho/GC	Feb-Nov
Egypt/TED	Sep-May	Liberia/AID	Mar-Dec
El Salvador/IAD	Feb-Nov		
England/TED	Sep-Jun	Madagascar/AID	Sep-Jun

Malawi/EAD	Oct-Aug	Switzerland/EUD	Aug-Jul
Malaysia/SSD	Jan-Nov		
Marshall Islands/SSD	Jun-Mar	Taiwan/NSD	Sep-Jul
Martinique/IAD	Sep-Jun	Tanzania/EAD	Jan-Nov
Mauritius/AID	Feb-Nov	Thailand/SSD	May-Mar
Mexico/IAD	Sep-Jun	Tobago/IAD	Sep-Jun
Montserrat/IAD	Sep-Jun	Tonga, Kingdom of/SPD	Feb-Dec
Mozambique/EUD	Sep-Jun	Tortola/IAD	Sep-Jun
Myanmar/SSD	Jun-Mar	Trinidad/IAD	Sep-Jun
Netherlands/TED	Aug-Jun	Uganda/EAD	Jan-Nov
New Zealand/SPD	Feb-Dec	United States/NAD	Sep-Jun
Nicaragua/IAD	May-Feb	U.S. Virgin Islands/IAD	Sep-Jun
Nigeria/AID	Sep-May	Uruguay/SAD	Mar-Dec
Norway/TED	Aug-Jun		
		Vanuatu/SPD	Feb-Dec
Pakistan/TED	Jun-Mar	Venezuela/IAD	Sep-Jun
Panama/IAD	May-Jan		
Papua New Guinea/SPD	Feb-Dec	Western Caroline Islands(Palau)/SSD	Apr-Mar
Paraguay/SAD	Mar-Nov	Western Samoa/SPD	Feb-Dec
Peru/SAD	Feb-Oct		
Philippines/SSD	Jun-Mar	Yugoslavia/TED	Sep-Jun
Pitcairn Island/SPD	Feb-Dec		
Poland/TED	Aug-Jun	Zaire Republic/AID	Sep-Jun
Portugal/EUD	Sep-Jun	Zambia/EAD	Jan-Dec
Puerto Rico/IAD	Aug-May	Zimbabwe/EAD	Jan-Dec
Romania/EUD	Sep-Jul		
Russia/ESD	Sep-Jun		
Rwanda/AID	Jan-Dec		
Sierra Leone/AID	Sep-Jul		
Singapore/SSD	Sep-May		
Solomon Islands/SPD	Feb-Dec		
South Africa/GC	Feb-Nov		
Spain/EUD	Sep-Jun		
Sri Lanka/SSD	Jan-Dec		
St. Kitts/IAD	Sep-Jun		
St. Lucia/IAD	Sep-Jun		
St. Vincent/IAD	Sep-Jun		
Swaziland/GC	Feb-Nov		
Sweden/TED	Aug-Jun		

